


21065E7-2/53



Herbicide by Monsanto

Complete Directions for Use



(91)021065067253

EPA Reg. No. 524-351

2007-1

In case of an emergency involving this product,
Call Collect, day or night, (314) 694-4000.

©2007 MONSANTO COMPANY
ST. LOUIS, MISSOURI 63167 USA

MONSANTO



21065E7-2/53



Herbicide by Monsanto

A broad-spectrum postemergence herbicide for non-crop, rangeland and industrial weed control.

Complete Directions for Use

EPA Reg. No. 524-351

AVOID CONTACT OF HERBICIDE WITH FOLIAGE, GREEN STEMS, EXPOSED NON-WOODY ROOTS OR FRUIT OF CROPS, DESIRABLE PLANTS AND TREES, BECAUSE SEVERE INJURY OR DESTRUCTION IS LIKELY TO RESULT.

2007-1

CONTENTS**2**

Read the entire label before using this product.

Use only according to label instructions.

Read the "LIMIT OF WARRANTY AND LIABILITY" statement at the end of the label before buying or using. If terms are not acceptable, return at once unopened.

THIS IS AN END-USE PRODUCT. MONSANTO DOES NOT INTEND AND HAS NOT REGISTERED IT FOR REFORMULATION. SEE INDIVIDUAL CONTAINER LABEL FOR REPACKAGING LIMITATIONS.

CONTENTS

1	1.0	INGREDIENTS	3
2	2.0	IMPORTANT PHONE NUMBERS	3
3	3.0	PRECAUTIONARY STATEMENTS	4
	3.1	Hazards to Humans and Domestic Animals	4
	3.2	Environmental Hazards	6
	3.3	Physical or Chemical Hazards	6
4	4.0	STORAGE AND DISPOSAL	7
5	5.0	GENERAL INFORMATION	8
6	6.0	MIXING	10
	6.1	Mixing with Water	10
	6.2	Tank Mixing Procedure	10
7	7.0	APPLICATION EQUIPMENT AND TECHNIQUES ..	11
	7.1	Aerial Application Equipment	13
	7.2	Ground Broadcast Equipment	14
	7.3	Equipment Cleaning	15
8	8.0	SITE AND USE RECOMMENDATIONS	15
	8.1	Bermudagrass	16
	8.2	Bahiagrass	17
	8.3	Tall Fescue	18
	8.4	Rangelands	19
	8.5	Hollow Stem Injection	21

9	9.0	WEEDS CONTROLLED	22
10	10.0	LIMIT OF WARRANTY AND LIABILITY	28

1.0 INGREDIENTS

ACTIVE INGREDIENTS*:

Glyphosate, N-(phosphonomethyl)glycine, in the form of its isopropylamine salt	12.9%
2,4-D, 2,4-dichlorophenoxyacetic acid, in the form of its isopropylamine salt	20.6%
OTHER INGREDIENTS:	66.5%
	100.0%

*Contains 144 grams per liter or 1.2 pounds per U.S. gallon of the active ingredient glyphosate, in the form of its isopropylamine salt and 227 grams per liter or 1.9 pounds per U.S. gallon of the active ingredient 2,4-D, in the form of its isopropylamine salt. Equivalent to 108 grams per liter or 0.9 pound per U.S. gallon of the acid, glyphosate, and 182 grams per liter or 1.5 pounds per U.S. gallon of the acid, 2,4-D.

No license granted under any non-U.S. patent(s).

2.0 IMPORTANT PHONE NUMBERS

1. FOR **PRODUCT INFORMATION** OR ASSISTANCE IN USING THIS PRODUCT, CALL TOLL-FREE, **1-800-332-3111**.
2. IN CASE OF AN **EMERGENCY** INVOLVING THIS PRODUCT, OR FOR **MEDICAL ASSISTANCE**, CALL COLLECT, DAY OR NIGHT, **(314)-694-4000**.

PHONE NUMBERS

3

PRECAUTIONARY STATEMENTS 4

3.0 PRECAUTIONARY STATEMENTS

3.1 Hazards to Humans and Domestic Animals

Keep out of reach of children.

DANGER!

CAUSES IRREVERSIBLE EYE DAMAGE.

HARMFUL IF SWALLOWED OR INHALED.

Do not get in eyes or on clothing.

Avoid breathing vapor or spray mist.

All mixers, loaders, applicators, flaggers and other handlers must wear: long-sleeved shirt and long pants, shoes plus socks and protective eyewear. Chemical resistant gloves are required when applying with any handheld nozzle or equipment. A chemical resistant apron plus chemical resistant gloves are required when mixing, loading, cleaning up spills or equipment or when otherwise exposed to this product's concentrate. For applicators applying this product from a tractor that has a completely enclosed cab, eye protection is not required.

Wash hands, face and arms with soap and water as soon as possible after mixing, loading, or applying this product. Wash hands, face and arms with soap and water before eating, smoking, or drinking. Wash hands and arms before using toilet. After work, remove all clothing and shower using soap and water.

Discard clothing and other absorbent materials that have been drenched or heavily contaminated with this product's concentrate. Do not reuse them. Follow manufacturer's instructions for cleaning/maintaining protective equipment. If no such instructions are available for washables, use detergent and hot water. Keep and wash protective equip-

ment and clothing separately from other laundry. After each day of use, clothing or protective equipment must not be reused until it has been cleaned.

FIRST AID	
IF SWALLOWED	<ul style="list-style-type: none"> • Call a poison control center or doctor immediately for treatment advice. • Have person sip a glass of water if able to swallow. • Do not induce vomiting unless told to by a poison control center or doctor.
IF IN EYES	<ul style="list-style-type: none"> • Hold eye open and rinse slowly and gently with water for 15-20 minutes. Remove contact lenses, if present, after the first 15 minutes, then continue rinsing eye. • Call a poison control center or doctor for treatment advice.
IF ON SKIN	<ul style="list-style-type: none"> • Take off contaminated clothing. • Rinse skin immediately with plenty of water for 15-20 minutes. • Call a poison control center or doctor for treatment advice.
IF INHALED	<ul style="list-style-type: none"> • Move person to fresh air. • If person is not breathing, call 911 or an ambulance, then give artificial respiration, preferably mouth-to-mouth, if possible. • Call a poison control center or doctor for further treatment advice.
HOT LINE NUMBER	
<ul style="list-style-type: none"> • Have product container or label with you when calling a poison control center or doctor, or going for treatment. • You may also contact (314) 694-4000, collect day or night, for emergency medical treatment information. • This product is identified as Campaign® herbicide, EPA Registration No. 524-351. 	

PRECAUTIONARY STATEMENTS

5

ENVIRONMENTAL HAZARDS**6****3.2 Environmental Hazards**

This pesticide may be toxic to fish and aquatic invertebrates. Do not apply directly to water, or to areas where surface water is present, or to intertidal areas below the mean high water mark. Do not contaminate water when cleaning equipment or disposing of equipment washwaters or rinsate. Drift or runoff may adversely affect nontarget plants.

This chemical has properties and characteristics associated with chemicals detected in ground water. The use of this chemical in areas where soils are permeable, particularly where the water table is shallow, may result in ground water contamination. Application around a cistern or well may result in contamination of drinking water or ground water.

3.3 Physical or Chemical Hazards

Spray solutions of this product should be mixed, stored and applied using only stainless steel, aluminum, fiberglass, plastic and plastic-lined steel containers.

DO NOT MIX, STORE OR APPLY THIS PRODUCT OR SPRAY SOLUTIONS OF THIS PRODUCT IN GALVANIZED STEEL OR UNLINED STEEL (EXCEPT STAINLESS STEEL) CONTAINERS OR SPRAY TANKS. This product or spray solutions of this product react with such containers and tanks to produce hydrogen gas that may form a highly combustible gas mixture. This gas mixture could flash or explode, causing serious personal injury, if ignited by open flame, spark, welder's torch, lighted cigarette or other ignition source.

DIRECTIONS FOR USE

It is a violation of Federal law to use this product in any manner inconsistent with its labeling. This product can only be used in accordance with the Directions for Use on this

label or in separately published Monsanto Supplemental Labeling.

Do not apply this product in a way that will contact workers or other persons, either directly or through drift. Only protected handlers may be in the area during application. For any requirements specific to your State or Tribe, consult the agency responsible for pesticide regulations. Do not enter or allow people (or pets) to enter the treated area until sprays have dried.

4.0 STORAGE AND DISPOSAL

Do not contaminate water, food, or feed by storage or disposal. Do not store near fertilizers, seeds, insecticides or fungicides.

PESTICIDE STORAGE: STORE ABOVE 40°F to keep product in solution. If crystals form, place in a warm room (72°F), allow the product to reach room temperature and roll or shake the container periodically until crystals have dissolved.

PESTICIDE DISPOSAL: Pesticide wastes are acutely hazardous. Improper disposal of excess pesticide, spray mixtures, or rinsate is a violation of Federal law and may contaminate ground water. If these wastes cannot be disposed of by use according to label instructions, contact your State Pesticide or Environmental Control Agency, or the Hazardous Waste representative at the nearest EPA Regional Office for guidance.

CONTAINER DISPOSAL: Emptied container retains vapor and product residue. Observe all labeled safeguards until container is cleaned, reconditioned or destroyed.

See individual container label for disposal information.

GENERAL INFORMATION

8

5.0 GENERAL INFORMATION

Product Description: This product is a broad-spectrum post-emergence herbicide for control or suppression of emerged weeds growing in non-crop, rangeland, and industrial areas.

Time to Symptoms: This product enters the plant through the foliage and moves throughout the plant. Visual effects of control are a gradual wilting or yellowing of the plant, which advances to complete browning of aboveground growth and deterioration of affected underground plant parts. Visible symptoms will usually develop on labeled weeds within 2 to 4 days after application, but may not occur for 7 or more days. Extremely cool or cloudy weather following treatment may slow activity of this product and delay the visual effects of control.

Stage and Condition of Weeds: This product should be applied postemergence to vigorously growing weeds at a rate recommended in the "WEEDS CONTROLLED" section of this label. Application should be delayed until maximum emergence of the target weeds but before mature seeds are produced.

Reduced control may result if treatments are made during poor growing conditions such as drought stress, disease or insect damage or if weeds have been mowed, grazed or cut. Heavy dust on foliage or an overstory canopy covering targeted weeds may also reduce control.

Rainfastness: Rainfall occurring within 6 hours after application may reduce effectiveness.

Tank Mixing: When tank mixing with Campaign herbicide follow a label approved herbicide program. Read and carefully observe the cautionary statements and all other information appearing on the labels of all herbicides used. Use according to the most restrictive label directions for each product in the mixture.

When this label recommends a tank mixture with a generic active ingredient such as diuron, atrazine, or dicamba, the user is responsible for ensuring that the mixture product's label allows the specific application.

Buyer and all users are responsible for all loss or damage in connection with the use or handling of mixtures of this product with herbicides or other materials that are not expressly recommended in this label. Mixing this product with herbicides or other materials not recommended on this label may result in reduced performance.

PRECAUTIONS AND RESTRICTIONS

DO NOT APPLY IN THE VICINITY OF 2,4-D SENSITIVE CROPS SUCH AS COTTON, GRAPES, TOMATOES AND OTHER DESIRABLE VEGETATION.

Applications should be made only when there is no hazard from spray drift since very small quantities of spray, which may not be visible, may severely injure susceptible crops or desirable vegetation.

The likelihood of injury occurring to adjacent crops from the use of this product is greatest when winds are gusty or in excess of 5 miles per hour or when other conditions including lesser wind velocities will favor spray drift.

Buyer and all users are responsible for all loss or damage in connection with the use or handling of mixtures of this herbicide or other materials that are not expressly recommended in this labeling. Mixing this product with herbicides or other materials not recommended on this label may result in reduced performance. Use of this product in any manner not consistent with this label may result in injury to persons, animals or crops, or other unintended consequences.

Keep people and pets off treated areas until spray solution has dried.

Campaign herbicide is subject to all state and county regulations for 2,4-D amine.

GENERAL INFORMATION

MIXING**10**

6.0 MIXING

6.1 Mixing with Water

Fill the spray tank to about 3/4 of the desired volume with clean water. Add the recommended amount of this product, then complete the filling process while maintaining agitation. Remove the hose from the mixing tank immediately after filling to avoid siphoning back into the carrier source.

During mixing and application, foaming of the spray solution may occur. To prevent or minimize foam, terminate by-pass and return lines at the tank bottom and/or use an agriculturally approved anti-foam or defoaming agent.

Additional surfactant is not necessary for this product.

NOTE: Reduced results may occur if water, containing soil is used, such as water from ponds and unlined ditches.

6.2 Tank Mixing Procedure

Campaign herbicide Tank Mixtures With Oust® XP, dicamba, Escort® XP, Tordon® and Transline®

Refer to the "Tank Mixing" section of "GENERAL INFORMATION" for additional precautions.

Always predetermine the compatibility of labeled tank mixtures of this herbicide with water carrier by mixing small proportional quantities in advance.

Mix labeled tank mixtures of Campaign herbicide with water as follows:

1. Place a 20- to 35-mesh screen or wetting basket over filling port.
2. Through the screen, fill the sprayer tank one-half full with water and start agitation.

3. Add the required amount of Oust XP, dicamba, Escort XP, Tordon or Transline slowly while maintaining agitation.
4. Continue filling the sprayer tank with water and add the required amount of this product near the end of the filling process.

Maintain good agitation at all times until the contents of the tank are sprayed. If the spray mixture is allowed to settle, thorough agitation is required to resuspend the mixture before spraying is resumed. Keep by-pass line on or near bottom of tank to minimize foaming.

7.0 APPLICATION EQUIPMENT AND TECHNIQUES

This product may be applied using ground or aerial spray equipment. Use extreme care to avoid misting or drifting of herbicide solution onto foliage, green stems or fruit of desirable crops, trees, or plants during both growing and dormant periods since even very small quantities of spray can cause severe plant injury.

SPRAY DRIFT MANAGEMENT

AVOID DRIFT. EXTREME CARE MUST BE USED WHEN APPLYING THIS PRODUCT TO PREVENT INJURY TO DESIRABLE PLANTS AND CROPS.

Do not allow the herbicide solution to mist, drip, drift or splash onto desirable vegetation since minute quantities of this product can cause severe damage or destruction to the crop, plants or other areas on which treatment was not intended.

A variety of factors including weather conditions (e.g., wind direction, wind speed, temperature, and relative humidity) and method of application (e.g., ground, aerial, airblast, and chemigation) can influence pesticide drift. The applicator

APPLICATION EQUIPMENT 12

must evaluate all factors and make appropriate adjustments when applying this product.

Droplet Size

When applying sprays that contain 2,4-D as the sole active ingredient, or when applying sprays that contain 2,4-D mixed with active ingredients that require a Coarse or coarser spray, apply only as a Coarse or coarser spray (ASAE standard 572) or a volume mean diameter of 385 microns or greater for spinning atomizer nozzles.

When applying sprays that contain 2,4-D mixed with other active ingredients that require a Medium or more fine spray, apply only as a Medium or coarser spray (ASAE standard 572) or a volume mean diameter of 300 microns or greater for spinning atomizer nozzles.

Wind Speed

Do not apply at wind speeds greater than 15 miles per hour. Only apply this product if the wind direction favors on-target deposition and there are not sensitive areas (including, but not limited to, residential areas, bodies of water, known habitat for nontarget species, nontarget crops) within 250 feet downwind. If applying a Medium spray, leave one swath unsprayed at the downwind edge of the treated field.

Temperature Inversions

If applying at wind speeds less than 3 miles per hour, the applicator must determine if: a) conditions of temperature inversion exist, or b) stable atmospheric conditions exist at or below nozzle height. Do not make applications into areas of temperature inversions or stable atmospheric conditions.

Sensitive areas

The pesticide should only be applied when the potential for drift to adjacent sensitive areas (e.g., residential areas, bodies of water, known habitat for threatened or endangered species, non-target crops) is minimal (e.g., when wind is blowing away from the sensitive areas).

Other State and Local Requirements

Applicators must follow all state and local pesticide drift requirements regarding application of 2,4-D herbicides. Where states have more stringent regulations, they must be observed.

Equipment

All aerial and ground application equipment must be properly maintained and calibrated using appropriate carriers or surrogates.

7.1 Aerial Equipment

DO NOT APPLY THIS PRODUCT USING AERIAL SPRAY EQUIPMENT EXCEPT UNDER CONDITIONS AS SPECIFIED WITHIN THIS LABEL.

Use the recommended rates of this product in 3 to 5 gallons of water per acre as a broadcast spray. TO PREVENT INJURY TO ADJACENT DESIRABLE VEGETATION, APPROPRIATE BUFFER ZONES MUST BE MAINTAINED.

Avoid direct application to any body of water.

Drift control additives may be used. When a drift control additive is used, read and carefully observe the cautionary statements and all other information appearing on the additive label.

Ensure uniform application—To avoid streaked, uneven or overlapped application, use appropriate marking devices.

The boom length must not exceed 75 percent of the wingspan or 90 percent of the rotor blade diameter.

Release spray at the lowest height consistent with efficacy and flight safety. Do not release spray at a height greater than 10 feet above the crop canopy unless a greater height is required for aircraft safety. This requirement does not apply to forestry or rights-of-way applications.

APPLICATION EQUIPMENT 14

When applications are made with a crosswind, the swath will be displaced downwind. The applicator must compensate for this by adjusting the path of the aircraft upwind.

Pilot must use an enclosed cockpit that meets the requirements listed in the WPS for agricultural pesticides [40 CFR 170.240(d)(6)].

Aircraft Maintenance

Thoroughly wash aircraft, especially landing gear, after each day of spraying to remove residues of this product accumulated during spraying or from spills. PROLONGED EXPOSURE OF THIS PRODUCT TO UNCOATED STEEL SURFACES MAY RESULT IN CORROSION AND POSSIBLE FAILURE OF THE PART. LANDING GEAR ARE MOST SUSCEPTIBLE. The maintenance of an organic coating (paint) which meets aerospace specification MIL-C-38413 may prevent corrosion.

7.2 Ground Broadcast Equipment

Apply recommended rates of this product in 15 to 30 gallons of water per acre as a broadcast spray. For optimum spray distribution and coverage, use flat fan or low-volume flood nozzles. When using flood nozzles, space them no more than 40 inches apart and ensure double overlap of spray pattern. Refer to the manufacturer's recommendations for correct pressure and nozzle height above the target canopy. Avoid pressure settings and nozzles that produce fine droplets or mist. Do not apply with a nozzle height greater than 4 feet above the crop canopy.

Use appropriate marking devices to ensure uniform spray coverage and best results from this product.

7.3 Equipment Cleaning

CLEAN THE ENTIRE SPRAYER AFTER APPLICATION OF THIS PRODUCT. Add clean water to the tank and thoroughly rinse the entire sprayer system, then fill the tank with water and ammonia. Add 1 quart of household ammonia per 25 gallons of water. Pump enough solution through the hoses, boom and nozzles to fill these parts completely. Then fill the tank, close and leave for 24 hours before draining and rinsing thoroughly with water.

8.0 SITE AND USE RECOMMENDATIONS

Campaign herbicide may be used for general postemergence control or suppression of emerged weeds. This product is recommended for use on weeds growing in areas such as airports, apartment complexes, cemeteries, commercial sites, Conservation Reserve Program (CRP) areas, ditch banks, dry ditches, dry canals, fencerows, golf courses, highway rights-of-way, industrial sites specified on this label, landscape areas, lumberyards, manufacturing sites, municipal sites, natural areas, office complexes, parking areas, pastures, petroleum tank farms and pumping installations, railroads, rangeland, recreational areas, rights-of-way, roadsides, sod or turf seed farms, sports complexes, storage areas, substations, utility sites, warehouse areas, and wildlife management areas.

Precautions, Restrictions:

- For ditch banks: Make no more than 2 applications per season, observing at least a 30-day retreatment interval. Each application is limited to no more than 4 pints. Do not allow boom spray to be directed onto water surface. Do not spray across stream to opposite bank. Spot treatments are permitted.

SITE & USE RECOMMENDATIONS 16

- For shoreline weeds: allow no more than 2 foot overspray onto water.
- For airports, parking areas, railroads, rights-of-ways, road-sides, utility or industrial sites specified on this label: make only one application per year for the control of woody plants and no more than two applications, observing at least a 30-day interval, for control on annual or perennial weeds.

8.1 Bermudagrass

When treating bermudagrass, make no more than 2 applications per year and observe at least a 21-day retreatment interval.

Dormant Bermudagrass

Fine Turf (Highly Maintained Turf) When applied as directed, this product will provide control or suppression of vines and many winter annual grasses and broadleaf weeds for effective release of dormant bermudagrass in highly maintained turf. Treat only when turf is dormant and prior to spring greenup. For best results, treat winter annuals when plants are in an early growth stage but after most have germinated. Apply 2 to 4 pints of this product in 15 to 30 gallons of spray solution per acre. DO NOT apply tank mixtures of this product plus Outrider® or Oust XP in highly maintained turfgrass areas. See the "WEEDS CONTROLLED" section for the correct rate selection.

Coarse Turf (Low Maintenance Turf) When applied as directed, this product will provide control or suppression of several grasses, broadleaf weeds, and vines for release of actively growing bermudagrass.

Apply 2 to 4 pints of this product in 15 to 30 gallons of spray solution per acre. A tank mixture of this product plus Outrider, Oust XP or Escort XP may be used to provide control or suppression of certain weeds. For this tank mixture, apply 2 to 4 pints of this product plus 0.75 to 2.0 ounces of

Outrider or 0.25 to 1 ounce of Oust XP or Escort XP per acre. See the "WEEDS CONTROLLED" section for the correct rate selection.

For control of annual ryegrass (*Lolium multiflorum*) in dormant coarse bermudagrass turf, a tank mixture with Roundup PRO® Concentrate herbicide or Roundup PRO herbicide may be used. See rate chart below for proper rate selection.

Campaign Herbicide Rate (pints/acre)				
	1.5	2.0	3.0	4.0
	Rate of Roundup brand product to add (ounces/acre)			
Roundup PRO Concentrate	18	16	8	4
Roundup PRO	21	19	9	5

Actively Growing Bermudagrass

For spring and summer applications to bermudagrass, apply 2 to 4 pints of this product in 15 to 30 gallons of spray solution per acre. A tank mixture of this product plus Outrider, Oust XP or Escort XP may be used to provide control or suppression of certain weeds. For this tank mixture, apply 2 to 4 pints of this product plus 0.75 to 2.0 ounces of Outrider or 0.25 to 1.0 ounce of Oust XP or Escort XP per acre. Use only in areas where bermudagrass is a desirable groundcover and where some temporary discoloration can be tolerated. See the "WEEDS CONTROLLED" section for the correct rate selection.

8.2 Bahiagrass

When treating bahiagrass, make no more than 2 applications per year and observe at least a 21-day retreatment interval.

Dormant Bahiagrass

When applied as directed, this product will provide control

SITE & USE RECOMMENDATIONS 18

or suppression of vines and winter annual weeds for release of dormant bahiagrass. For best results on winter annuals, treat when plants are in an early growth stage but after most plants have germinated. To avoid delays in greenup and to minimize injury, treat when bahiagrass is dormant.

Apply 2 to 4 pints of this product in 15 to 30 gallons of spray solution per acre. A tank mixture of this product plus Outrider or Oust XP may be used to provide control or suppression of certain weeds. For this tank mixture, apply 2 to 4 pints of this product plus 0.75 to 2.0 ounces of Outrider or 0.25 to 0.5 ounce of Oust XP per acre. See the "WEEDS CONTROLLED" section for the correct rate selection.

Actively Growing Bahiagrass

When applied as directed, this product will provide control or suppression of several grasses, broadleaf weeds and vines for release of bahiagrass.

Apply 1.5 to 2.0 pints of this product in 15 to 30 gallons of spray solution per acre. A tank mixture of this product plus Outrider or Oust XP may be used to provide control or suppression of certain weeds. For this tank mixture, apply 1.5 to 2.0 pints of this product plus 0.75 to 2.0 ounces of Outrider or 0.25 ounce of Oust XP per acre. See the "WEEDS CONTROLLED" section for the correct rate selection.

8.3 Tall Fescue

When treating tall fescue, make no more than 2 applications per year and observe at least a 21-day retreatment interval.

Spring Applications. When applied as directed, this product will provide control or suppression of vines and many winter annual weeds in tall fescue. For best results on winter annuals, treat when plants are in an early growth stage but after most have germinated. To minimize tall fescue injury, apply this product when tall fescue is 4 to 6 inches tall but prior to seedhead emergence.

Apply 2 to 3 pints of this product in 15 to 30 gallons of spray solution per acre. A tank mixture of this product plus Oust XP may be used to provide control of certain weeds. For this tank mixture, apply 2 pints of this product plus 0.25 ounce of Oust XP per acre. See the "WEEDS CONTROLLED" section for the correct rate selection.

Summer Applications. When applied as directed, this product will provide control or suppression of several grasses, broadleaf weeds, and vines in tall fescue.

Apply 2 to 3 pints of this product in 15 to 30 gallons of spray solution per acre. A tank mixture of this product plus Oust XP may be used to provide control of certain weeds. For this tank mixture, apply 2 to 3 pints of this product plus 0.25 to 0.5 ounce of Oust XP per acre. See the "WEEDS CONTROLLED" section for the correct selection.

8.4 Rangelands

Preventing viable seed production is key to the successful control and invasion of annual grassy weeds in rangelands. Follow-up applications in sequential years should eliminate most of the viable seeds.

Grazing of treated areas should be delayed to encourage growth of desirable perennials. Allowing desirable perennials to flower and reseed in the treated area will encourage successful transition.

PRECAUTIONS, RESTRICTIONS: Do not use ammonium sulfate when spraying rangeland grasses with this product. Do not make more than one application per year. Do not cut grass or forage for hay.

Postemergence Applications to Control Grass Weeds

When applied as directed, this product will control or suppress many annual grass weeds growing in perennial cool and warm season grass rangelands.

SITE & USE RECOMMENDATIONS 20

Apply 40 to 54 fluid ounces of this product to control or suppress many weeds, including downy brome, cheat grass, cereal rye and jointed goatgrass in rangelands. Apply when most mature brome plants are in early flower and before the plants including seedheads turn color. Allowing for secondary weed flushes to occur in the spring following rain events further depletes the seed reserve, and encourages perennial grass conversion on weedy sites. Fall applications are possible, and recommended where spring moisture is usually limited and fall germination allows for good weed growth.

For medusahead control, apply 54 fluid ounces when the medusahead has reached the 3-leaf stage. Delaying applications beyond this stage will result in reduced or unacceptable control. Fire may be useful in eliminating the thatch layer produced by slow decaying culms prior to application. Allow new growth to occur before spraying after a burn. Repeat applications in subsequent years may be necessary to eliminate the seedbank before reestablishing desirable perennial grasses in medusahead-dominated rangelands.

Slight discoloration of the desirable grasses may occur, but they will regreen and regrow under moist soil conditions as effects of this product wear off.

Postemergence Applications to Control Noxious Weeds

When applied as directed, this product will provide control or suppression of noxious weeds growing in rangelands, perennial grasslands, roadsides or similar industrial sites specified on this label. For best results on biennial or perennial noxious weeds, treat early season when target plants are in the rosette stage of growth, except as described below. See specific weed control recommendations listed below.

Apply 40 to 54 fluid ounces of this product per acre at recommended water volumes.

Leafy Spurge. Apply 40 to 54 fluid ounces of this product alone, or in mixtures with 4 to 6 fluid ounces of Banvel

herbicide, or 4 to 8 fluid ounces of Tordon herbicide at early flower bud stage. This application works best in areas of greater than 20-inch average annual rainfall or when local conditions provide adequate soil moisture to promote vigorous growth.

Perennial Pepperweed. Apply 40 to 54 fluid ounces of this product per acre alone or in combination with 0.5 ounce per acre of Escort from early bud stage through full flower.

Yellowstar Thistle, Spotted Knapweed, Diffuse Knapweed, Musk Thistle, and Common Teasel. Apply 40 to 54 fluid ounces of this product alone or in combination with 0.25 to 0.5 pint Transline herbicide, or 4 to 8 fluid ounces of Tordon herbicide per acre at the rosette stage through early bolting.

Note: When applied over desirable perennial grasses, these mixtures may result in temporary grass leaf discoloration. Therefore, where desirable perennial grasses are present and slight and temporary discoloration cannot be tolerated, it is recommended that a rate of 40 fluid ounces per acre not be exceeded.

8.5 Hollow Stem Injection

This product may be applied through hand-held injection devices that deliver recommended amounts of this product into targeted hollow-stem plants growing in any non-crop, rangeland, or industrial sites specified on this label. For control of the weeds listed below, inject 6 mL/stem of this product between the second and third internodes of the stem.

Japanese Knotweed, *Polygonum cuspidatum*.

Bohemian Knotweed, *Polygonum bohemicum*.

Note: Based on the maximum annual use rate of 2,4-D for these non-crop sites, the combined total for all treatments must not exceed 10.8 quarts per acre of this product. At 6 mL/stem, 10.8 quarts should treat about 1700 stems per acre.

WEEDS CONTROLLED**22****9.0 WEEDS CONTROLLED**

Rate recommendations for specific weed species in non-crop and industrial sites are given below.

Use the lower rate when treating annual weeds below 6 inches in height. Use the higher rate on weeds taller than 6 inches or as they approach flower or seedhead formation. Use the higher rate of this product for control or partial control of perennial species. Use the lower rates for growth suppression of perennials.

For the best rate recommendation on the mixture of weeds within your geographic area, contact your local Monsanto representative.

**WEEDS CONTROLLED OR SUPPRESSED
CAMPAIGN HERBICIDE ALONE**

Note: C = Control S = Suppression

ANNUAL WEED SPECIES	CAMPAIGN (Pints/Acre)			
	1.5	2	3	4
Barley, little <i>Hordeum pusillum</i>	S	S	C	C
Barnyardgrass (< 6 inches in height) • <i>Echinochloa Crus-galli</i>		S	S	C
Bedstraw, catchweed <i>Galium aparine</i>	S	S	C	C
Bluegrass, annual <i>Poa annua</i>	S	S	C	C
Brome, downy <i>Bromus tectorum</i>	S	S	C	C
Brome Japanese <i>Bromus japonicus</i>	S	S	C	C

Cheat <i>Bromus secalinus</i>	S	S	C	C
Chervil <i>Chaerophyllum tainturieri</i>	S	S	C	C
Chickweed, common <i>Stellaria media</i>	S	S	C	C
Clover, crimson <i>Trifolium incarnatum</i>	•	S	S	C
Clover, hop <i>Trifolium spp.</i>	•	S	C	C
Crabgrass <i>Digitaria spp.</i>	•	S	C	C
Foxtail <i>Setaria spp.</i>	•	S	C	C
Geranium, Carolina <i>Geranium carolinianum</i>	S	C	C	C
Henbit <i>Lamium amplexicaule</i>	S	C	C	C
Horseweed/Marestail <i>Conyza canadensis</i>	S	C	C	C
Oats, wild <i>Avena fatua</i>	S	S	C	C
Panicum, fall (<6 inches in height) • <i>Panicum dichotomiflorum</i>	•	S	S	C
Partridgepea <i>Cassia fasciculata</i>	•	S	C	C
Purple Deadnettle <i>Lamium purpureum</i>	S	C	C	C
Ragweed, common <i>Ambrosia artemisiifolia</i>	•	S	C	C

WEEDS CONTROLLED**24**

Note: C = Control S = Suppression

ANNUAL WEED SPECIES	CAMPAIGN (Pints/Acre)			
	1.5	2	3	4
Sowthistle, annual (rosette stage only) <i>Sonchus oleraceus</i>	•	S	S	C
Speedwell, corn <i>Veronica arvensis</i>	S	S	C	C
Spurge, spotted <i>Euphorbia maculata</i>	•	S	C	C
Vervain, blue <i>Verbena hastata</i>	•	S	C	C
Vetch <i>Vicia spp.</i>	•	S	C	C
BIENNIAL WEED SPECIES				
Carrot, wild <i>Daucus carota</i>	•	•	S	C
Thistle, musk (rosette state only) <i>Carduus nutans</i>	•	S	S	C
PERENNIAL WEED SPECIES				
Bahiagrass <i>Paspalum notatum</i>	S	S	S	S
Bindweed, field <i>Convolvulus arvensis</i>	•	•	•	S
Dock, curly <i>Rumex crispus</i>	•	S	C	C
Fescue, tall <i>Festuca arundinacea</i>	S	S	S	S
Greenbriar <i>Smilax spp.</i>	•	•	•	S

Honeysuckle <i>Lonicera spp.</i>	•	S	S	C
Horsenettle <i>Solanum carolinense</i>	•	•	S	S
Johnsongrass <i>Sorghum halepense</i>	•	S	S	C
Peppervine <i>Ampelopsis arborea</i>	•	S	C	C
Plantain, buckhorn <i>Plantago lanceolata</i>	S	S	C	C
Raspberry <i>Rubus spp.</i>	•	•	•	S
Ryegrass <i>Lolium spp.</i>	•	•	•	S
Trumpetcreeper <i>Campsis radicans</i>	•	•	•	S
Vaseygrass <i>Paspalum urvillei</i>	•	S	C	C

WEEDS CONTROLLED OR SUPPRESSED CAMPAIGN HERBICIDE plus OUST

Note: C = Control S = Suppression

ANNUAL WEED SPECIES	CAMPAIGN (Pints/Acre)	1.5	2	3	3	4	4	4
SPECIES	OUST XP (Oz/Acre)	1/4	1/4	1/4	1/2	1/4	1/2	1
Barley, little <i>Hordeum pusillum</i>		C	C	C	C	C	C	C
Bedstraw, catchweed <i>Galium aparine</i>		C	C	C	C	C	C	C
Bluegrass, annual <i>Poa annua</i>		S	S	C	C	C	C	C

WEEDS CONTROLLED

25

WEEDS CONTROLLED**26**

Note: C = Control S = Suppression

ANNUAL WEED SPECIES	CAMPAIGN (Pints/Acre)	1.5	2	3	3	4	4	4
	OUST (Oz/Acre)	+	+	+	+	+	+	+
		1/4	1/4	1/4	1/2	1/4	1/2	1

Chervil <i>Chaerophyllum tainturieri</i>	C	C	C	C	C	C	C	C
Chickweed, common <i>Stellaria media</i>	S	S	C	C	C	C	C	C
Clover, crimson <i>Trifolium incarnatum</i>	S	S	S	C	C	C	C	C
Clover, hop <i>Trifolium spp.</i>	•	S	C	C	C	C	C	C
Crabgrass <i>Digitaria spp.</i>	•	S	C	C	C	C	C	C
Foxtail <i>Setaria spp.</i>	•	S	C	C	C	C	C	C
Geranium, Carolina <i>Geranium carolinianum</i>	S	C	C	C	C	C	C	C
Henbit <i>Lamium amplexicaule</i>	S	C	C	C	C	C	C	C
Partridgepea <i>Cassia fasciculata</i>	•	S	C	C	C	C	C	C
Ragweed, common <i>Ambrosia artemisiifolia</i>	•	S	C	C	C	C	C	C
Speedwell, corn <i>Veronica arvensis</i>	S	S	C	C	C	C	C	C
Spurge, spotted <i>Euphorbia maculata</i>	•	S	C	C	C	C	C	C
Vervain, blue <i>Verbena hastata</i>	•	S	C	C	C	C	C	C
Vetch <i>Vicia spp.</i>	•	S	C	C	C	C	C	C

BIENNIAL WEED SPECIES

Carrot, wild	•	•	S	S	C	C	C
<i>Daucus carota</i>							

PERENNIAL WEED SPECIES

Bahiagrass	S	S	S	S	S	S	S
<i>Paspalum notatum</i>							
Dock, curly	•	S	C	C	C	C	C
<i>Rumex crispus</i>							
Fescue, tall	S	S	S	S	S	S	S
<i>Festuca arundinacea</i>							
Greenbriar	•	•	•	•	S	S	S
<i>Smilax spp.</i>							
Honeysuckle	•	S	C	C	C	C	C
<i>Lonicera spp.</i>							
Horsenettle	•	•	S	S	S	S	S
<i>Solanum carolinense</i>							
Johnsongrass	•	S	S	S	C	C	C
<i>Sorghum halepense</i>							
Peppervine	•	S	C	C	C	C	C
<i>Ampelopsis arborea</i>							
Plantain, buckhorn	S	S	C	C	C	C	C
<i>Plantago lanceolata</i>							
Raspberry	•	•	•	•	S	S	S
<i>Rubus spp.</i>							
Ryegrass, Italian	•	•	S	S	C	C	C
<i>Lolium spp.</i>							
Trumpetcreeper	•	S	C	C	C	C	C
<i>Campsis radicans</i>							
Vaseygrass	•	S	C	C	C	C	C
<i>Paspalum urvillei</i>							

LIMIT OF WARRANTY**28****10.0 LIMIT OF WARRANTY AND LIABILITY**

This Company warrants that this product conforms to the chemical description on the label and is reasonably fit for the purposes set forth in the Complete Directions for Use label pamphlet ("Directions") when used in accordance with those Directions under the conditions described therein. TO THE EXTENT CONSISTENT WITH APPLICABLE LAW, NO OTHER EXPRESS WARRANTY OR IMPLIED WARRANTY OF FITNESS FOR PARTICULAR PURPOSE OR MERCHANTABILITY IS MADE. This warranty is also subject to conditions and limitations stated herein.

To the extent consistent with applicable law, buyer and all users shall promptly notify this Company of any claims whether based in contract, negligence, strict liability, other tort or otherwise.

Buyer and all users are responsible for all loss or damage from use or handling which results from conditions beyond the control of this Company to the extent consistent with applicable law, including, but not limited to, incompatibility with products other than those set forth in the Directions, application to or contact with desirable vegetation, unusual weather, weather conditions which are outside the range considered normal at the application site and for the time period when the product is applied, as well as weather conditions which are outside the application ranges set forth in the Directions, application in any manner not explicitly set forth in the Directions, moisture conditions outside the moisture range specified in the Directions, or the presence of products other than those set forth in the Directions in or on the soil, crop or treated vegetation.

This Company does not warrant any product reformulated or repackaged from this product except in accordance with this Company's stewardship requirements and with express written permission from this Company.

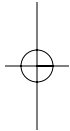
TO THE EXTENT CONSISTENT WITH APPLICABLE LAW, THE EXCLUSIVE REMEDY OF THE USER OR BUYER, AND THE LIMIT OF THE LIABILITY OF THIS COMPANY OR ANY OTHER SELLER FOR ANY AND ALL LOSSES, INJURIES OR DAMAGES RESULTING FROM THE USE OR HANDLING OF THIS PRODUCT (INCLUDING CLAIMS BASED IN CONTRACT, NEGLIGENCE, STRICT LIABILITY, OTHER TORT OR OTHERWISE) SHALL BE THE PURCHASE PRICE PAID BY THE USER OR BUYER FOR THE QUANTITY OF THIS PRODUCT INVOLVED, OR, AT THE ELECTION OF THIS COMPANY OR ANY OTHER SELLER, THE REPLACEMENT OF SUCH QUANTITY, OR, IF NOT ACQUIRED BY PURCHASE, REPLACEMENT OF SUCH QUANTITY. TO THE EXTENT CONSISTENT WITH APPLICABLE LAW, IN NO EVENT SHALL THIS COMPANY OR ANY OTHER SELLER BE LIABLE FOR ANY INCIDENTAL, CONSEQUENTIAL OR SPECIAL DAMAGES.

Buyer and all users are deemed to have accepted the terms of this Limit of Warranty and Liability which may not be varied by any verbal or written agreement.

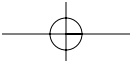
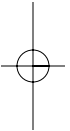
Campaign, Outrider and Roundup PRO are trademarks of Monsanto Technology LLC.

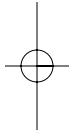
All other trademarks are the property of their respective owners.

© 2007 MONSANTO COMPANY
ST. LOUIS, MISSOURI 63167 USA



(This page intentionally left blank.)





(This page intentionally left blank.)

