

81927-29
Gardner

ALLIGARE

EVERETT HERBICIDE

Low Volatile Weed and Brush Herbicide

For the control of most kinds of unwanted trees and brush, as well as annual and perennial broadleaf weeds on rangeland, permanent grass pastures, conservation reserve program (CRP) acres, fence rows, non-irrigation ditch banks, roadsides, other non-crop areas and industrial sites

ACTIVE INGREDIENTS:

2,4-dichlorophenoxyacetic acid, butoxyethyl ester 34.4%
 Triclopyr BEE: 3,5,6-trichloro-2-pyridinyloxyacetic acid, butoxyethyl ester 16.5%
OTHER INGREDIENTS: 49.1%
TOTAL: 100.0%

Contains Petroleum Distillates

Acid Equivalents:

2,4-dichlorophenoxyacetic acid - 23.7% - 2 lb/gal
 Triclopyr -11.9% - 1 lb/gal isomer
 Specific by AOAC Method No. 978.05 (15th Ed.)

EPA Reg. No. 81927-29 **ALB** EPA Est. No. 42750-MO-001
 BT EPA Est. No. 37429-GA-001
 CSI EPA Est. No. 53883-TX-002

**KEEP OUT OF REACH OF CHILDREN
 CAUTION**

Si usted no entiende la etiqueta, busque a alguien para que se la explique a usted en detalle. (If you do not understand the label, find someone to explain it to you in detail).

*See inside label booklet for additional Precautionary Statements and Directions for Use.

FIRST AID	
If swallowed:	<ul style="list-style-type: none"> • Immediately call a poison control center or doctor. • Do not induce vomiting unless told to do so by a poison control center or doctor. • Do not give any liquid to the person. • Do not give anything by mouth to an unconscious person.
If in eyes:	<ul style="list-style-type: none"> • Hold eye open and rinse slowly and gently with water for 15-20 minutes. • Remove contact lenses, if present, after the first 5 minutes, then continue rinsing eye. • Call a poison control center or doctor for treatment advice.
HOT LINE NUMBER	
Have the product container or label with you when calling a poison control center or doctor, or going for treatment. You may also contact 1-800-424-9300 for emergency medical treatment information.	
NOTE TO PHYSICIAN	
This product may pose an aspiration pneumonia hazard. Contains petroleum distillates.	

In case of emergency endangering health or the environment involving this product, call CHEMTREC toll free at 1-800-424-9300

Manufactured for: Alligare, LLC
 13 N. 8th Street • Opelika, AL 36801

Net Contents: 1 Gallon (3.79 liters)

EPA 20080815



**PRECAUTIONARY STATEMENTS
HAZARDS TO HUMANS AND DOMESTIC ANIMALS**

CAUTION! Harmful if swallowed. Causes moderate eye irritation. Prolonged or frequently repeated skin contact may cause allergic skin reactions in some individuals.

PERSONAL PROTECTIVE EQUIPMENT (PPE)

Some materials that are chemical-resistant to this product are made of barrier laminate, nitrile rubber, neoprene rubber or viton. If you want more options, follow the instructions for Category E on an EPA chemical-resistance category selection chart.

All mixers, loaders, applicators, and other handlers must wear:

- Long-sleeved shirt and long pants,
- Shoes and socks,
- Chemical-resistant gloves (except for pilots),
- Chemical-resistant apron when mixing or loading, cleaning up spills or equipment, or otherwise exposed to the concentrate

See engineering controls for additional requirements.

Follow manufacturer's instructions for cleaning/maintaining PPE. If no such instructions for washables exist, use detergent and hot water. Keep and wash PPE separately from other laundry. After each day of use, clothing or PPE must not be reused until it has been cleaned.

ENGINEERING CONTROLS

Pilots must use an enclosed cockpit that meets the requirements listed in the WPS for agricultural pesticides [40 CFR 170.240(d)(6)].

When handlers use closed systems, enclosed cabs, or aircraft in a manner that meets the requirements listed in the WPS (40 CFR 170.240(d)(4-6)), the handler PPE requirements may be reduced or modified as specified in the WPS.

USER SAFETY RECOMMENDATIONS

Users should:

- Wash hands before eating, drinking, chewing gum, using tobacco, or using the toilet.
- Remove clothing/PPE immediately if pesticide gets inside. Then wash thoroughly and put on clean clothing.
- Remove PPE immediately after handling this product. Wash the outside of gloves before removing. As soon as possible, wash thoroughly and change into clean clothing.

ENVIRONMENTAL HAZARDS

This product may be toxic to fish and aquatic invertebrates. Do not apply directly to water, to areas where surface water is present or to intertidal areas below the mean high water mark. Drift and runoff may be hazardous to aquatic organisms in water adjacent to treated areas. Do not contaminate water when disposing of equipment washwaters or rinsate. Apply this product only as directed on label.

2,4-D has properties and characteristics associated with chemicals detected in groundwater. The use of this chemical in areas where soils are permeable, particularly where the water table is shallow, may result in groundwater contamination. Application around a cistern or well may result in contamination of drinking water or groundwater.

Triclopyr has properties and characteristics associated with chemicals detected in groundwater. The use of this chemical in areas where soils are permeable, particularly where the water table is shallow, may result in groundwater contamination.

Mixing and Loading: Most cases of groundwater contamination involving phenoxy herbicides such as 2,4-D have been associated with mixing/loading and disposal sites. Caution should be exercised when handling 2,4-D pesticides at such sites to prevent contamination of groundwater supplies. Use of closed systems for mixing or transferring this pesticide will reduce the probability of spills. Placement of the mixing/loading equipment on an impervious pad to contain spills will help prevent groundwater contamination.

PHYSICAL OR CHEMICAL HAZARDS

Combustible. Do not use or store near heat or open flame.

DIRECTIONS FOR USE

It is a violation of Federal law to use this product in a manner inconsistent with its labeling. Read all Directions for Use carefully before applying.

Agricultural Chemical: Do not ship or store with food, feeds, drugs or clothing.

AGRICULTURAL USE REQUIREMENTS

Use this product only in accordance with its labeling and with the Worker Protection Standard, 40 CFR Part 170. This Standard contains requirements for the protection of agricultural workers on farms, forests, nurseries, and greenhouses, and handlers of agricultural pesticides. It contains requirements for training, decontamination, notification, and emergency assistance. It also contains specific instructions and exceptions pertaining to the statements on this label about personal protective equipment (PPE), and restricted-entry interval. The requirements in this box only apply to uses of this product that are covered by the Worker Protection Standard.

Do not enter or allow worker entry into treated areas during the restricted entry interval (REI) of 12 hours.

PPE required for early entry to treated areas that is permitted under the Worker Protection Standard and that involves contact with anything that has been treated, such as plants, soil, or water, is:

- Coveralls
- Chemical resistant gloves made of any waterproof material
- Shoes plus socks

GENERAL INFORMATION

Alligare Everett Herbicide will control many species of woody plants, annual and perennial broadleaf weeds, growing on rangeland, permanent grass pastures, CRP, fence rows, non-irrigation ditch banks, roadsides, other non-crop areas, and industrial sites.

GENERAL COMMENTS AND RESTRICTIONS

- For use on plants in non-crop and non-timber areas only. Do not apply to crops, timber, or other plants being grown for sale or other commercial use, or for commercial seed production, or for research purposes.
- Do not apply this product in a way that will contact workers or other persons, either directly or through drift. Only protected handlers may be in the area during application.
- Do not allow worker entry into areas until sprays have dried, unless applicator and other handler PPE is worn.
- The state of Arizona has not approved Alligare Everett Herbicide for use on plants grown for commercial production; specifically forests grown for commercial timber production, or on designated grazing areas.
- This product may not be applied to forage that is to be cut and sold for commercial purposes.
- Chemigation is prohibited. Do not apply through any type of irrigation system.

- Optimal control is obtained when foliar sprays are applied during warm weather when target brush and weeds are actively growing.
- Applications made under drought stress conditions will result in reduced control.
- Use low spray pressures to minimize spray drift.
- Do not use on bentgrass.
- Do not use on newly seeded grasses until grass has established a good root system and is tillering.
- Do not reseed pastures within a minimum of three weeks after treatment.
- Do not spray pastures containing desirable broadleaf forbs, especially legumes such as clover, unless injury or loss of such plants can be tolerated. However, the stand and growth of established grasses usually is improved, particularly when rainfall is adequate and grazing is deferred.
- Excessive amounts of this herbicide in the soil may temporarily inhibit seed germination and plant growth.
- Do not enter or allow others to enter the treated area until sprays have dried.

GRAZING AND HAYING RESTRICTIONS

Except for lactating dairy animals, there are no grazing restrictions following application of this product.

Grazing Lactating Dairy Animals:

- Do not allow lactating dairy animals to graze treated areas until the next growing season following application of this product.
- Do not harvest hay for 14 days after application.
- Grazed areas of non-cropland and forestry sites may be spot treated if they comprise no more than 10% of the total grazable area.

Slaughter Restrictions:

- During the season of application, withdraw livestock from grazing treated grass at least 3 days before slaughter.

AVOID INJURIOUS SPRAY DRIFT

Applications should be made only when hazards from spray drift are at a minimum. Very small quantities of spray, which may not be visible may seriously injure susceptible plants. Do not spray when wind is blowing toward susceptible crops or ornamental plants near enough to be injured. Spray drift can be reduced by adding a spray thickening agent such as Nalco-Trol, Liberate, Chem-Trol or equivalent to the spray mixture. If a spray thickening agent is used, follow all use recommendations and precautions on the product label.

With ground broadcast equipment, drift can be reduced by keeping the spray boom as low as possible; by applying no

less than 20 gallons of spray per acre; by keeping the operating spray pressures at the lower end of the manufacturer's recommended pressures for the specific nozzle type used (low pressure nozzles are available from spray equipment manufacturers); and by spraying when the wind velocity is low (follow state regulations). Avoid calm conditions which may be conducive to air inversions. In hand-gun applications, select the minimum spray pressure that will provide adequate plant coverage (without forming a mist). The use of a mistblower is not recommended.

With aerial applications, use a drift control system such as Microfoil or Thru-Valve booms or use Nalco-Trol or Arborchem 38-F drift control additive or equivalent. Keep spray pressures low enough to provide coarse spray droplets. Do not use a thickening agent with the Microfoil or the Thru-Valve booms, or other systems that cannot accommodate thick sprays.

SPRAY DRIFT MANAGEMENT

Avoiding spray drift at the application site is the responsibility of the applicator. The interaction of many equipment and weather-related factors determine the potential for spray drift. The applicator and the grower are responsible for considering all these factors when making decisions.

A variety of factors including weather conditions (e.g. wind direction, wind speed, temperature, relative humidity) and method of application (e.g., ground, aerial, airblast) can influence pesticide drift. The applicator must evaluate all factors and make appropriate adjustments when applying this product.

Droplet Size

When applying sprays that contain 2,4-D as the sole active ingredient, or when applying sprays that contain 2,4-D mixed with active ingredients that require a Coarse or coarser spray, apply only as a Coarse or coarser spray (ASAE standard 572) or a mean diameter of 385 microns or greater for spinning atomizer nozzles.

When applying sprays that contain 2,4-D mixed with other active ingredients that require a Medium or more fine spray, apply only as a Medium or coarser spray (ASAE standard 572) or a volume mean diameter of 300 microns or greater for spinning atomizer nozzles.

Controlling Droplet Size:

- **Volume** - Use high flow rate nozzles to apply the highest practical spray volume. Nozzles with higher rated flows produce larger droplets. Apply Alligare Everett Herbicide in 3-10 gallons spray volume per acre.
- **Pressure** - Use the lower spray pressures recommended for

the nozzle. Higher pressure reduces droplet size and does not improve canopy protection. When the higher flow rates are needed, use higher flow rate nozzles instead of increasing pressure. Use a maximum of 40 psi (measured at the boom, not at the pump or in the line).

- **Number of Nozzles** - Use the minimum number of nozzles that provide uniform coverage.
- **Nozzle Orientation** - Orienting nozzles so that the spray is released backward (the downward angle of the nozzles on fixed wing aircraft should not be greater than 20°) or parallel to the airstream on helicopters, will produce larger droplets than other orientations. Significant deflection from horizontal will reduce droplet size and increase drift potential.
- **Nozzle Type** - Use a nozzle type that is designed for the intended application. With most nozzle types, narrower spray angles produce larger droplets. Consider using low-drift nozzles. Some nozzle examples are CP Lund or flat fans with angles of 25°-65°. Solid stream nozzles oriented straight back produce the largest droplets than other nozzle types. If using nozzle screens, do not use screens finer than the 50 mesh size as nozzle plugging is possible.

Wind Speed

Do not apply at wind speeds greater than 15 mph. Only apply this product if the wind direction favors on-target deposition and there are not sensitive areas (including, but not limited to, residential areas, bodies of water, known habitat for nontarget species, nontarget crops) within 250 feet downwind. If applying a Medium spray, leave one swath unsprayed at the downwind edge of the treated field.

Temperature Inversions

If applying at wind speeds less than 3 mph, the applicator must determine if: a) conditions of temperature inversion exist, or b) stable atmospheric conditions exist at or below nozzle height. Do not make applications into areas of temperature inversions or stable atmospheric conditions.

2,4-D esters may volatilize during conditions of low humidity and high temperatures. Do not apply during conditions of low humidity and high temperatures.

Susceptible Plants

Do not apply under circumstances where spray drift may occur to food, forage, or other plantings that might be damaged or crops thereof rendered unfit for sale, use or consumption. Susceptible crops include, but are not limited to cotton, okra, flowers, grapes (in growing stage), fruit trees (foliage), soybeans (vegetative stage), ornamentals, sunflowers, tomatoes, beans, and other vegetables, or tobacco. Small amounts of spray drift that might not be visible may injure susceptible

broadleaf plants.

Other State and Local Requirements

Applicators must follow all state and local pesticide drift requirements regarding application of 2,4-D herbicides. Where states have more stringent regulations, they must be observed.

Equipment

All aerial equipment and ground application equipment must be properly maintained and calibrated using appropriate carriers or surrogates.

For aerial equipment, the boom length must not exceed 75% of the wingspan or 75% of the rotor blade diameter.

Nozzles must always point backward parallel with the air stream and never be pointed downward more than 45 degrees. Where states have more stringent regulations, they must be observed.

Release spray at the lowest height consistent with efficacy and flight safety. Do not release spray at a height greater than 10 feet above the crop canopy unless a greater height is required for aircraft safety. This requirement does not apply to forestry or rights-of-way applications.

When applications are made in a crosswind, the swath will be displaced downwind. The applicator must compensate for this by adjusting the path of the aircraft upwind.

For ground boom application, do not apply with a nozzle height greater than 4 feet above the crop canopy.

MIXING DIRECTIONS

Alligare Everett Herbicide mixed in water should be agitated continuously during application to prevent separation.

Water Spray:

- Charge the spray tank 1/3 to 1/2 full with clean water
- Add the label rate of Alligare Everett Herbicide
- Add balance of water with agitation running.
- Mix thoroughly, maintain moderate agitation while spraying.

Size of Sprayer (Gallons)	Amount of Alligare Everett Herbicide Required for Spray Mixture		
	1%	1.5%	4%
1	1 1/3 fl oz	2 fl oz	5 1/3 fl oz
3	4 fl oz	6 fl oz	1 pt
5	6 2/3 fl oz	10 fl oz	1 2/3 pt
50	2 qt	3 qt	2 gal
100	1 gal	1.5 gal	4 gal

APPLICATION INSTRUCTIONS

RANGELAND & PASTURE

Broadcast Treatment (Ground Equipment and Helicopter):

Apply up to 4 quarts of Alligare Everett Herbicide per acre in sufficient water to deliver 10 to 30 gallons of total spray per acre. Actively growing weeds are most susceptible. Optimal application time for biennial and winter annual weeds is the rosette stage. Hard-to-control weeds such as field bindweed, chicory, dogfennel, goldenrod, horsenettle, kudzu, milkweed, perennial sowthistle, leafy spurge, and Canada thistle may require retreatment for complete control.

See recommendations regarding the use of drift control additives as listed in the "General Use Precautions" section under "Avoid injurious spray drift".

Spot Treatment

To control broadleaf weeds in small areas with a hand sprayer, mix 4 to 6 fl. oz. of Alligare Everett Herbicide in 3 gallons of water. Spray to thoroughly wet all foliage.

GENERAL WEED CONTROL

Foliar Broadcast Rate	Spot Treatment Mixture	Weed Type			
		Annual	Biennial	Winter Annual	Perennial
1 Qt/Acre	1%	Buttercup, annual Horseweed (maretail) Lambsquarter, common Mustard, wild Ragweed, common Spurge, thyme-leaf	Blueweed		
2 Qt/Acre	1%	Bedstraw, annual Bluebur Clover, bur Cocklebur Croton, wooly Lettuce, wild Radish, wild	Burdock Clover, sweet white Ragwort, tansy	Lettuce, wild Mustard, tansy Sheperd's purse	Dogbane, hemp+
2 – 4 Qt/Acre	1 – 1.5%	Amaranth, spiny Galinsoga, hairy Goatsbeard Kochia Lespedeza Pepperweed, field Pigweed, redroot Purslane, annual Sneezeweed, bitter Sowthistle, annual Sunflower Thistle, Russian	Goatsbeard Henbit Pepperweed, field Wormwood, biennial Yellow rocket	Henbit Pennycress, field	Buttercup, tall Chickweed, mouseear Clover, white Dandelion Dock, curly Ironweed, western Ivy, ground Oxalis Plantain, broadleaf Plantain, narrowleaf Vetch Violet, wild Yellow rocket
4 Qt/Acre	1.5%	Cinquefoil Fleabane Marshelder Sesbania hemp	Carrot, wild Cinquefoil Fleabane Thistle, bull Thistle, musk (nodding)		Bindweed, field+ Chicory++ Cinquefoil Dogfennel++ Goldenrod+ Horsenettle Kudzu+ Milkweed++ Pepperweed, perennial Pokeweed Sowthistle, perennial+ Spurge leafy+ Thistle, Canada Yarrow

Note: Best time for treatment of biennial and winter annuals is when plants are in the rosette stage.

Alligare Everett Herbicide may be mixed with liquid nitrogen fertilizer suitable for foliar broadcast application. Apply liquid fertilizer at rates recommended by supplier or Extension Service Specialist.

Applicators should determine compatibility of Alligare Everett Herbicide with liquid nitrogen with a clear glass jar test prior to mixing a full spray tank. Sometimes a suitable compatibility agent may be required. Compatibility is more likely with straight liquid nitrogen fertilizer solutions (without phosphorous or potassium elements). Premixing Alligare Everett Herbicide with 1 to 4 parts water may prevent incompatibility.

Fill the spray tank about half full with the liquid fertilizer, then add the herbicide with agitation and complete filling the tank with fertilizer. Apply immediately and continue agitation in the spray tank during application. Do not store spray mixture. Application during very cold weather (near freezing) is not advisable.

Note: Do not use spray equipment for other applications to land planted, or to be planted to susceptible plants, unless all phytotoxic herbicide residues have been removed from all components of the spray equipment.

RANGELAND & PASTURE RESTRICTIONS:

- Do not apply more than 4 quarts per acre per application.
- Do not make more than one application per year.
- Pre-Harvest Interval is 14 days
- If grass is to be cut for hay, Agricultural Use Requirements for the Worker Protection Standard are applicable.
- Do not apply more than 1 lb 2,4-D ae per application (2 qts product) for susceptible annual and biennial broadleaf weeds.

Alligare Everett Herbicide contains 0.5 pounds a.e. of 2,4-D per quart. When tank mixing with products that contain 2,4-D, do not exceed a combined total of 4.0 pounds of 2,4-D a.e. per acre per year.

CONSERVATION RESERVE PROGRAM (CRP) FOR ESTABLISHED PERMANENT GRASS STANDS

Apply Alligare Everett Herbicide to CRP acres after perennial grasses are established. Do not apply if grass is under drought stress.

Restrictions:

When applying to CRP lands, follow all applicable state and federal regulations. Follow the most severe grazing restriction imposed by the pesticide label or by the USDA Acreage Conservation Reserve Program. After that time period, follow

local (CRP) guidelines regarding cropping and haying restrictions.

Do not use Alligare Everett Herbicide if legumes are a desired cover crop during CRP.

Do not use on bentgrass or newly seeded grass.

Broadcast Application (Ground or Aerial): Apply 1 to 2 quarts of Alligare Everett Herbicide for small weed control or up to 4 quarts of Alligare Everett Herbicide for deep-rooted perennial and susceptible woody species control using enough water to deliver 10 or more gallons of total spray volume per acre.

Follow precautions and recommendations outlined under Foliar Low-Volume Broadcast Applications.

CONSERVATION RESERVE PROGRAM RESTRICTIONS:

- Do not apply more than 4 quarts per acre per application.
- Do not make more than one application per year.
- Pre-Harvest Interval is 14 days (cut forage for hay).
- If grass is to be cut for hay, Agricultural Use requirements for the Worker Protection Standard are applicable.
- For program lands, such as Conservation Reserve Program, consult program rules to determine whether grass or hay may be used. The more restrictive requirements of the program rules or this label must be followed.

Alligare Everett Herbicide contains 0.5 pounds a.e. of 2,4-D per quart. When tank mixing with products that contain 2,4-D, do not exceed a combined total of 4.0 pounds of 2,4-D a.e. per acre per year.

For basal and dormant brush treatments, follow application directions listed in "Woody Plant Control".

NON-CROPLAND

(fence rows, non-irrigation ditch banks, roadsides, industrial sites and other non-crop areas)

High Volume Foliar Applications Through Handguns:

Using a power or hand pressured spray-gun, apply a foliar wetting spray containing 4 quarts of this product in sufficient water to make 100 gallons of total spray mix. See mixing chart under "Mixing Directions" for preparing small amounts of this 1 to 1.5% spray mix.

Spray to give thorough coverage of the foliage, wetting all leaves and green stems to the drip point. Depending on the plant size and foliage density, the total amount of required spray is usually 100 to 200 gallons per sprayed acre.

For best results, applications should be made when woody plants are actively growing. This is most likely to occur for a period after full leaf in the spring to early summer when moisture and temperature are favorable. For multiflora rose control, the best time for treatment may be expected during the early to mid-flowering stage.

The required spray volume will increase substantially if the brush exceeds 5 feet in height. Brush over 8 feet tall is difficult to treat efficiently. Large brush or trees may be controlled better by basal or mechanical methods.

Foliar Broadcast Sprays (Ground Equipment and Helicopter):
Apply up to 4 quarts of this product in enough water to deliver 10 to 30 gallons total spray per acre. Use a boom type or other broadcast spray equipment that provides uniform spray coverage over the top of the foliage and make applications when plants are growing well. The favorable period for treatment is most likely to occur after full leaf in the spring and continue into early summer, depending on soil moisture and other conditions. Follow-up treatment with foliar high-volume or basal type treatments may be needed, especially if treating under less favorable conditions.

Aerial Application (Helicopter only):
Use Nalco-Trol or equivalent drift control additive as recommended by the manufacturer of the Microfoil boom, Thru-Valve boom, or equivalent drift control system. Thickened sprays prepared by using high viscosity invert systems or other drift reducing systems may be utilized if they control spray drift as well as Nalco-Trol or the above mentioned booms. If a spray thickening agent is used, follow all recommendations and precautions on the product label. Do not use a thickening agent with the Microfoil or Thru-Valve booms or other systems that cannot accommodate thick sprays.

Dormant Stem Applications:
To control susceptible woody species such as multiflora rose and blackberry, mix 4 to 16 quarts of this product in diesel oil, No. 1 or No. 2 fuel oil or kerosene to make 100 gallons of spray and apply to thoroughly wet upper and lower stems including the root collar and any ground sprouts. Treat at any time when the brush is dormant and the bark is dry. Best results have been obtained with late winter to early spring applications. Do not treat when snow or water prevent spraying to the ground line. For the most susceptible woody species such as blackberries, substitute other diluents or oils only in accordance to manufacturer's recommendations. Apply mixture to thoroughly wet upper and lower stems as described above. The more tolerant species may require total oil carrier for better control. Brush over 8 feet in height is difficult to treat efficiently. Basal or mechanical methods may be better suited for control of large trees.

NON-CROPLAND RESTRICTIONS:

Postemergence (annual & perennial weeds):

- Do not make more than 1 application per year.
- Do not apply more than 4 quarts per acre per application.

Postemergence (woody plants):

- Do not make more than 1 application per year.
- Do not apply more than 4 quarts per acre per application.

Applications to non-cropland areas are not applicable to treatment of commercial timber or other plants being grown for sale or other commercial use, or for commercial seed production, or for research purposes.

Alligare Everett Herbicide contains 0.5 pounds a.e. of 2,4-D per quart. When tank mixing with products that contain 2,4-D, do not exceed a combined total of 4.0 pounds of a.e. per acre per year.

WOODY PLANT CONTROL

Easy-To-Control Species:
4 quarts/acre broadcast application or 1 to 1.5% mixtures for high-volume foliar applications.

Alder
Ash
Beech
Birch
Blackberry
Black locust
Boneset
Cascara
Ceanothus spp.
Cherry (except black)
Cottonwood
Dogwood
Elderberry
Hawthorn
Honeysuckle
Maples (except bigleaf & vine)+
Multiflora rose
Poison ivy
Poison oak
Sassafras (top growth)
Scotch broom
Sumac
Sycamore
Tamarack
Wax myrtle (top growth)

White oak
Wild grape
Willow

+basal or dormant stem application only

Harder-To-Control Species:

High-volume applications, 1.5% mixture, conventional basal or dormant stem applications are recommended. A broadcast rate of 4 quarts per acre will increase the degree of control of these species.

buckbush (Symphoricarpos spp.)(suppression)
common persimmon (suppression)
elm (except winged elm)
hazel
honeylocust (suppression)
pine (suppression)
Russian olive
salmonberry (suppression)
trumpet creeper (suppression)
Virginia creeper (suppression)

Conventional Basal Bark and Stump Applications:

For control of susceptible woody plants and to prevent or control regrowth from cut stumps, mix 16 quarts of this product in diesel oil, No. 1 or No. 2 fuel oil or kerosene to make 100 gallons of spray mixture. Spray the basal parts of brush or trees to a height of 15 to 20 inches from the ground. Thoroughly wet all the basal bark area including crown buds and ground sprouts. Spray runoff should visibly wet the ground at the base of the stems or trunks. Basal and cut stump applications can be made at any time of the year except when snow or water prevent spraying to the ground line. Best results have been obtained with winter to early spring applications. Basal treatments are less effective on trees with diameters larger than 6 to 8 inches. For better regrowth control, cut the larger trees and treat the stumps. Treat stumps the same as the trunks and also treat the freshly cut surface. The cambium layer just inside the bark is the most important area of the cut surface to treat.

Thinline Basal Applications:

For the control of small multiflora rose, apply a horizontal thin line of undiluted herbicide across all the stems at a height where the stems are less than 1/2 inch in diameter and have thinner bark to penetrate. For bushes with large numbers of stems (over 3 or 4), coverage may be difficult. Basal bark or dormant stem applications may be more effective. Treat when the bark is dry and rain is not forecasted. Best time for multiflora rose control using this application method is during early spring to early summer, when the plants are just about breaking dorman-

cy to actively growing. Apply approximately 20 ml undiluted product per bush. Wherever a stem over 1/2 inch in diameter is treated, it should be completely ringed with herbicide to obtain best results. Additional herbicide is likely to be needed for adequate coverage of these larger stems in a bush or clump.

Old stems with thickened bark require more herbicide than young stems with thin bark. Where regrowth is treated, better root kill may result if resprouts are treated after they are one year old and the bark has lost its green color, but before sprouts reach one inch in diameter.

BASAL & CUT STUMP RESTRICTIONS:

- Do not make more than one cut surface application per year.
- Do not use more than 11 quarts per 100 gallons of spray solution.

STORAGE AND DISPOSAL

Do not contaminate water, food or feed by storage or disposal. **PESTICIDE STORAGE:** Store above 10°F or agitate before use.

PESTICIDE DISPOSAL: Pesticide wastes are toxic. Improper disposal of excess pesticide, spray mixture, or rinsate is a violation of Federal law and may contaminate groundwater. If these wastes cannot be disposed of by use according to label instructions, contact your State Pesticide or Environmental Control Agency, or the Hazardous Waste representative at the nearest EPA Regional Office for guidance.

CONTAINER DISPOSAL: Nonrefillable container. Do not reuse or refill this container. Offer for recycling, if available. Triple rinse container (or equivalent) promptly after emptying. Triple rinse as follows: Empty the remaining contents into application equipment or a mix tank and drain for 10 seconds after the flow begins to drip. Fill the container 1/4 full with water and recap. Shake for 10 seconds. Pour rinsate into application equipment or a mix tank or store rinsate for later use or disposal. Drain for 10 seconds after the flow begins to drip. Repeat this procedure two more times.

Use of this product in certain portions of California, Oregon, and Washington is subject to the January 22, 2004 Order for injunctive relief in Washington Toxics Coalition, et al. v. EPA, C01-0132C, (W.D. WA). For Further information, please refer to <http://www.epa.gov/espp/wtc/>.

**CONDITION OF SALE AND LIMITATION OF WARRANTY
AND LIABILITY**

To the extent consistent with applicable law, upon purchase or use of this product, purchaser and user agree to the following terms:

Warranty: Alligare, LLC (the Company) warrants that this product conforms to the chemical description on the label in all material respects and is reasonably fit for the purpose referred to in the directions for use, subject to the exceptions noted below, which are beyond the Company's control. To the extent consistent with applicable law, the Company makes no other representation or warranty, express or implied, concerning the product, including no implied warranty of merchantability or fitness for a particular purpose. To the extent consistent with applicable law, no such warranty shall be implied by law, and no agent or representative is authorized to make any such warranty on the Company's behalf.

Terms of Sale: The Company's directions for use of this product must be followed carefully. It is impossible to eliminate all risks inherently associated with use of this product. Crop injury, ineffectiveness or other unintended consequences may result because of such factors as weather conditions, presence of other materials, and the manner of use or application (including failure to adhere to label directions), all of which are beyond the Company's control. To the extent consistent with applicable law, all such risks are assumed by the user.

Limitation of Liability: To the extent consistent with applicable law, the exclusive remedy against the Company for any cause of action relating to the handling or use of this product is a claim for damages, and in no event shall damages or any other recovery of any kind exceed the price of the product which caused the alleged loss, damage, injury or other claim. To the extent consistent with applicable law, under no circumstances shall the Company be liable for any special, indirect, incidental or consequential damages of any kind, including loss of profits or income. Some states do not allow the exclusion or limitation of incidental or consequential damages.

The Company and the seller offer this product, and the purchaser and user accept this product, subject to the foregoing warranty, terms of sale and limitation of liability, which may be varied or modified only by an agreement in writing signed on behalf of the Company by an authorized representative.

EPA 20080815

ALLIGARE EVERETT HERBICIDE

Low Volatile Weed and Brush Herbicide

For the control of most kinds of unwanted trees and brush, as well as annual and perennial broadleaf weeds on rangeland, permanent grass pastures, conservation reserve program (CRP) acres, fence rows, non-irrigation ditch banks, roadsides, other non-crop areas and industrial sites

ACTIVE INGREDIENTS:

2,4-dichlorophenoxyacetic acid, butoxyethyl ester 34.4%
Triclopyr BEE: 3,5,6-trichloro-2-pyridinyloxyacetic acid, butoxyethyl ester 16.5%
OTHER INGREDIENTS: 49.1%
TOTAL: 100.0%

Contains Petroleum Distillates


Acid Equivalents:


2,4-dichlorophenoxyacetic acid - 23.7% - 2 lb/gal


Triclopyr -11.9% - 1 lb/gal isomer

Specific by AOAC Method No. 978.05 (15th Ed.)

EPA Reg. No. 81927-29

 EPA Est. No. 42750-MO-001

 EPA Est. No. 37429-GA-001

 EPA Est. No. 53883-TX-002

KEEP OUT OF REACH OF CHILDREN CAUTION

Si usted no entiende la etiqueta, busque a alguien para que se la explique a usted en detalle. (If you do not understand the label, find someone to explain it to you in detail).

See inside label booklet for First Aid, additional Precautionary Statements and Directions for Use.

In case of emergency endangering health or the environment involving this product, call CHEMTREC toll free at 1-800-424-9300

PRECAUTIONARY STATEMENTS

HAZARDS TO HUMANS AND DOMESTIC ANIMALS

CAUTION! Harmful if swallowed. Causes moderate eye irritation. Prolonged or frequently repeated skin contact may cause allergic skin reactions in some individuals.

STORAGE AND DISPOSAL

Do not contaminate water, food or feed by storage or disposal.

PESTICIDE STORAGE: Store above 10°F or agitate before use.

PESTICIDE DISPOSAL: Pesticide wastes are toxic. Improper disposal of excess pesticide, spray mixture, or rinsate is a violation of Federal law and may contaminate groundwater. If these wastes cannot be disposed of by use according to label instructions, contact your State Pesticide or Environmental Control Agency, or the Hazardous Waste representative at the nearest EPA Regional Office for guidance.

CONTAINER DISPOSAL: Nonrefillable container. Do not reuse or refill this container. Offer for recycling, if available. Triple rinse container (or equivalent) promptly after emptying. Triple rinse as follows: Empty the remaining contents into application equipment or a mix tank and drain for 10 seconds after the flow begins to drip. Fill the container ¼ full with water and recap. Shake for 10 seconds. Pour rinsate into application equipment or a mix tank or store rinsate for later use or disposal. Drain for 10 seconds after the flow begins to drip. Repeat this procedure two more times.

Manufactured for: Alligare, LLC
13 N. 8th Street • Opelika, AL 36801

Net Contents: 1 Gallon (3.79 liters)

EPA 20080815