

# ACEPHATE 75 SOLUBLE

SOLUBLE POWDER INSECTICIDE

Kills Fire Ants



**ACTIVE INGREDIENT:**

\*Acephate (O, S-Dimethyl acetylphosphoramidothioate) ..... 75.0%

**INERT INGREDIENTS:** ..... 25.0%

**TOTAL** ..... 100.0%

**By Wt.**

## KEEP OUT OF REACH OF CHILDREN CAUTION

**STATEMENT OF PRACTICAL TREATMENT**

**Acephate is an organophosphate, cholinesterase inhibitor.**

**IF SWALLOWED:** Drink 1 to 2 glasses of water (or milk) and induce vomiting by touching the back of the throat with finger. If possible, contact a physician, Poison Control Center, or emergency center before inducing vomiting. Do not induce vomiting or give anything by mouth to an unconscious person. Take person and product container to the nearest emergency treatment center.

**IN CASE OF EYE CONTACT:** Wash eyes with fresh water for 15 minutes. If irritation continues, see a doctor.

**FOR SKIN CONTACT:** Wash skin with plenty of soap and water.

**IF INHALED:** Remove person from exposure area.

**Note to Physicians:** Acephate is a cholinesterase inhibitor. If signs of cholinesterase inhibition appear, atropine is antidotal. 2-PAM may also be used in conjunction with atropine but should not be used alone.

**See Additional Precautionary Statements Inside Booklet**

### Net Contents \_\_\_\_\_

EPA Reg. No. 51036-236  
AD 123101  
Product of India and Taiwan  
Formulated in the USA

Manufactured By:  
**MICROFLO**  
THE PLANT HEALTH AND PROTECTION COMPANY

P.O. BOX 772099 • MEMPHIS, TN 38117

EPA Est. No. 51036-GA-001

**PEEL HERE  
TO OPEN →**

**PRECAUTIONARY STATEMENTS  
HAZARDS TO HUMANS & DOMESTIC ANIMALS**

**CAUTION**

Harmful if swallowed. Causes eye irritation. Avoid contact with eyes, skin and clothing. Avoid breathing dust or spray mist. Wash hands thoroughly after handling. Do not allow children or pets to come into contact with treated areas until sprays have dried.

**PERSONAL PROTECTIVE EQUIPMENT (PPE)**

**Applicators and other handlers must wear:**

Long-sleeved shirt and long pants

Waterproof gloves

Shoes plus socks

Chemical-resistant headgear for overhead exposure

**Mixers and Loaders must wear:**

Long-sleeved shirt and long pants

Waterproof gloves

Shoes plus socks

Chemical-resistant headgear

Discard clothing and other absorbent materials that have been drenched or heavily contaminated with this product's concentrate. Do not reuse them. Follow manufacturer's instructions for cleaning/maintaining PPE. If no such instructions for washables, use detergent and hot water. Keep and wash PPE separately from other laundry.

**USER SAFETY RECOMMENDATIONS**

Users should: Wash hands before eating, drinking, chewing gum, using tobacco or using the toilet. Remove clothing immediately if pesticide gets inside. Then wash thoroughly and put on clean clothing. Remove PPE immediately after handling this product. Wash the outside of gloves before removing. As soon as possible, wash thoroughly and change into clean clothing.

**ENVIRONMENTAL HAZARDS**

This pesticide is toxic to birds. Do not apply directly to water, to areas where surface water is present or to intertidal areas below the mean high water mark. Cover or soil-incorporate spills.

This product is highly toxic to bees exposed to direct treatment or residues on blooming crops or weeds. Do not apply this product or allow it to drift to blooming crops or weeds if bees are visiting the treatment area.

**STORAGE AND DISPOSAL**

**PROHIBITIONS**

Do not contaminate water, food or feed by storage, disposal or cleaning of equipment. Open dumping is prohibited.

**STORAGE:** Keep pesticides in original container. Do not put concentrate or dilute into food or drink containers. Store in cool, dry place. Protect from excessive heat. Do not contaminate food or foodstuffs. Do not store or transport near feed or food.

For help with any spill, leak, fire or exposure involving this material, call Chemtrec 1-800-424-9300.

**PESTICIDE DISPOSAL:** Wastes resulting from the use of this product may be disposed of on site or at an approved waste disposal facility.

**CONTAINER DISPOSAL:** Completely empty canister into application equipment. Do not reuse container. Dispose of empty canister in a sanitary landfill or by incineration, or if allowed by State and local authorities, by burning. If burned, stay out of smoke.

**DIRECTIONS FOR USE**

It is a violation of Federal law to use this product in a manner inconsistent with its labeling.

READ ENTIRE LABEL. USE STRICTLY IN ACCORDANCE WITH PRECAUTIONARY STATEMENTS AND DIRECTIONS, AND WITH APPLICABLE STATE AND FEDERAL REGULATIONS.

Do not apply this product in a way that will contact workers or other persons, either directly or through drift. Only protected handlers may be in the area during application. For any requirements specific to your State or Tribe, consult the agency responsible for pesticide regulation.

### AGRICULTURAL USE REQUIREMENTS

Use this product only in accordance with its labeling and with the Worker Protection Standard, 40 CFR part 170. This standard contains requirements for the protection of agricultural workers on farms, forests, nurseries, and greenhouses, and handlers of agricultural pesticides. It contains requirements for training, decontamination, notification, and emergency assistance. It also contains specific instructions and exceptions pertaining to the statements on this label about personal protective equipment (PPE), and restricted-entry interval. The requirements in this box only apply to uses of this product that are covered by the Worker Protection Standard.

Do not enter or allow entry into treated areas during the restricted entry interval (REI) of 24 hours.

PPE required for early entry to treated areas that is permitted under the Worker Protection Standard and that involves contact with anything that has been treated, such as plants, soil or water, is: coveralls, waterproof gloves, shoes plus socks and chemical-resistant headgear for overhead exposure.

### NON-AGRICULTURAL USE REQUIREMENTS

The requirements in this box apply to uses of this product that are NOT within the scope of the Worker Protection Standard for agricultural pesticides (40 CFR part 170). The WPS applies when this product is used to produce agricultural plants on farms, forests, or greenhouses. For other uses, including golf courses and other non-agricultural areas, do not enter treated areas without protective clothing until sprays have dried.

### DIRECTIONS

Apply to cranberries only by sprinkler irrigation systems. Do not apply by chemigation to any other crop, or this crop using any other type of irrigation system.

### TABLE OF EQUIVALENTS

<b>Amount of ACEPHATE 75 SOLUBLE</b>	1 1/3 lbs	1 lb	2/3 lb	4 oz	2 oz
<b>Amount Active Contained</b>	1 lb	3/4 lb	1/2 lb	1/5 lb	1/10 lb

### COTTON

PHI (pre-harvest interval) denotes number of days to harvest.

CROP	INSECTS	AMOUNT ACEPHATE 75 SOLUBLE PER ACRE	FURTHER USE INSTRUCTIONS	PHI
Cotton	Thrips	4 oz.	Apply in water at 3 to 10 gals. spray per acre by air (minimum 5 gals./acre in CA, AZ) or 10 to 25 gals. spray per acre by ground.	21
	Plantbugs (Lygus)	1/3 to 1 1/3 lbs 2/3 to 1 1/3 lbs (CA, AZ)	Apply when eggs or insects first appear. Repeat as necessary to maintain control.	
	Fleahopper	1/3 lb.	Do not feed gin trash to livestock or allow animals to graze on treated areas.	
	Cotton Aphid (excluding CA, AZ) Whitefly	2/3 to 1 1/3 lbs	Do not apply more than 6.0 lbs. a.i. (8 lbs. product) per acre per crop cycle.	
	Armyworms (excluding beet armyworm) Cabbage Looper	1 1/3 lbs	Lygus - Use higher rate for lygus adults that have migrated into cotton.	

(Continued on next page)

**COTTON (Continued)**

PHI (pre-harvest interval) denotes number of days to harvest.

<b>CROP</b>	<b>INSECTS</b>	<b>AMOUNT ACEPHATE 75 SOLUBLE PER ACRE</b>	<b>FURTHER USE INSTRUCTIONS</b>	<b>PHI</b>
Cotton (cont.)	Bollworm Tobacco Budworm Adults Larvae Eggs/ DEADHATCH	2/3 to 1 1/3 lbs (E. of Rockies) 1 1/3 lbs (CA, AZ)	Bollworm and Tobacco Budworm - Early season light infestation use 2/3 lb. per acre. Mid and late season moderate to severe infestations use 1 to 1 1/3 lbs. per acre. Apply when eggs appear and repeat at 3 to 7 day spray interval.	21
	Stink bugs (CA, AZ)	1 lb.	Adults/Larvae: Moths are controlled when they come in direct contact with spray particles during application. Moth kill is most likely to occur when application is made late in the evenings during periods of peak activity.  Eggs: When spray particles come in direct contact with eggs, hatching larvae may be controlled as they consume and emerge from their egg casing.  Do not apply more than 6.0 lbs. a.i. (8 lbs. product) per acre per crop cycle.	
	Pink Bollworm (CA, AZ)	1 1/3 lbs	Pink Bollworm - Apply when insects appear and repeat at a 5 to 7 day spray interval.  Do not apply more than 6.0 lbs. a.i. (8 lbs. product) per acre per crop cycle.	21
	Cutworms (CA, AZ)	1 lb. per acre.	Control measures are most effective when ground applications are made in the evenings and the spray is directed toward the lower portion and base of the plant. Apply in water at 10 to 25 gals. spray per acre by ground. Aerial applications are not as effective in controlling cutworms. However, should aerial application be necessary, apply in water at 3 to 10 gals. spray per acre (minimum 5 gals. per acre in CA). Apply when insects first appear or damage is first noted and repeat to maintain control.  Do not apply more than 6.0 lbs. a.i. (8 lbs. product) per acre per crop cycle.	

**COTTON TANK MIXES**

PHI (pre-harvest interval) denotes number of days to harvest.

<b>CROP</b>	<b>INSECTS</b>	<b>AMOUNT ACEPHATE 75 SOLUBLE + Chlorpyrifos 4E PER ACRE</b>	<b>FURTHER USE INSTRUCTIONS</b>	<b>PHI</b>
Cotton (CA, AZ)	Armyworms (excluding beet armyworm), Bollworms, Cabbage Looper, Cotton Aphid (excluding CA, AZ), Fleahopper, Grasshoppers, Pink Bollworm, Plant Bugs (Lygus, Mirids), Salt Marsh Caterpillar, Thrips, Tobacco Budworm, Whitefly (excluding sweet potato whitefly)	1/3 to 1 1/3 lbs. + 1 to 2 pts.	Do not feed gin trash or treated forage to livestock.  Do not allow livestock to graze on treated areas.  Acephate 75 Soluble can be mixed with Chlorpyrifos 4E provided those products do not prohibit tank mixes, provided the most restrictive of label limitations and precautions are observed, and provided no label dosage rates are exceeded.  Do not apply more than 6.0 lbs. a.i. of Acephate 75 Soluble (8 lbs. product) per acre per crop cycle.	21

<b>CROP</b>	<b>INSECTS</b>	<b>AMOUNT ACEPHATE 75 SOLUBLE + PYDRIN 2.4EC PER ACRE</b>	<b>FURTHER USE INSTRUCTIONS</b>	<b>DAYS TO HARVEST</b>
Cotton (except CA, AZ)	Tobacco Budworm	2/3 lb. + 2 2/3 fl. oz.	Begin applications when eggs or insects appear and apply as needed to maintain control.  Apply in 3 to 5 gals. of water with aerial equipment or in 10 to 25 gals. of water with ground equipment.  Do not feed gin trash to livestock or allow animals to graze treated areas.  Do not apply more than two (2) lbs. active ingredient of PYDRIN to a crop in a growing season.  All applicable directions, restrictions and precautions on the EPA registered labels are to be followed.  Acephate 75 Soluble can be mixed with PYDRIN 2.4EC provided those products do not prohibit tank mixes, provided the most restrictive of label limitations and precautions are observed, and provided no label dosage rates are exceeded.  Do not apply more than 6.0 lbs. a.i. of Acephate 75 Soluble (8 lbs. product) per acre per crop cycle.	21

**COTTON SEED HOPPER BOX TREATMENT**  
(EXCEPT AZ, CA AND THE BLACK LANDS OF TEXAS)

CROP	INSECTS	AMOUNT ACEPHATE 75 SOLUBLE PER ACRE	FURTHER USE INSTRUCTIONS
Cotton	Thrips, Cotton Aphids, Black (Greasy) Cutworm	3 to 4 oz.	Apply 3 to 4 oz. Acephate 75 Soluble per acre in the planter box as a dry powder. Even coverage is required for acceptable insect control. To obtain even coverage, fill planter box 1/2 full of seed, add the proper amount of Acephate 75 Soluble and mix thoroughly with a stick. Add the remainder of the seed to the planter box and the additional required amount of Acephate 75 Soluble followed by thorough mixing. For improved mixing, premix seed with Acephate 75 Soluble in a suitable container, then pour treated seed into planter box. Loss of Acephate 75 Soluble will occur if air planters are used. Plants grown from improperly covered seed will not exhibit insect control. Do not use treated seed for food or feed purposes or process for oil.  Do not apply more than 6.0 lbs. a.i. (8 lbs. product) per acre per crop cycle.

**COTTON IN-FURROW APPLICATION**

CROP	INSECTS	AMOUNT ACEPHATE A.I. PER ACRE	FURTHER USE INSTRUCTIONS
Cotton	Aphids, Thrips, Black (Greasy) Cutworm (Except CA)	0.5 to 1.0 lb. active	Refer to the Acephate 75 Soluble conversion chart before making product application.  SEE CHART BELOW*  Apply 0.5 to 1.0 lb. active ACEPHATE in 3 to 5 gals. of water per acre as an in-furrow spray.  <b>NOTE:</b> For the Blacklands of Texas use only the 1.0 lb. active ACEPHATE rate (21.3 oz. formulated product per acre). Acephate 75 Soluble can be mixed with fungicides that are sprayed in-furrow for disease control.  Flat-fan nozzles used for in-furrow application should be set so that the fanned spray pattern is aligned with the row to ensure good spray deposition in the seed furrow. Cone type nozzles may not provide a spray pattern that ensures maximum spray deposition in the seed furrow, and should be avoided. Spray systems that employ metal or plastic tubing for delivery of spray solution into the seed furrow should have tubing securely fastened to the furrow opener and should be checked frequently to ensure that the tubing is properly positioned to deposit spray solution into the seed furrow.  Do not apply more than 6.0 lbs. a.i. (8 lbs. product) per acre per crop cycle.

**ACEPHATE 75 SOLUBLE CONVERSION CHART**

LBS. A.I.	TO	OZ. FORMULATED PRODUCT
0.5		10.7
0.6		12.8
0.7		14.9
0.8		17.0
0.9		19.2
1.0		21.3

**FIELD CROPS**

PHI (pre-harvest interval) denotes number of days to harvest.

CROP	INSECTS	AMOUNT ACEPHATE 75 SOLUBLE PER ACRE	FURTHER USE INSTRUCTIONS	PHI
Pepper- mint, Spearmint	Alfalfa looper, Cutworm, Aphids	1 1/3 lbs	Apply in water at 5 to 10 gals. spray per acre by air or 20 to 100 gals. spray per acre by ground. Apply when eggs or insects first appear. Make one repeat application, if necessary, to maintain control. Do not apply more than 2.0 lbs. a.i. (2 2/3 lbs. product) per acre per season. Do not use spent mint hay for feed for dairy animals.	14
Peanuts	Grasshoppers	1/3 to 2/3 lb.	Apply in water at 10 to 50 gals. spray per acre by ground or in 5 to 10 gals. spray per acre by air. Begin applications when insects first appear and repeat as needed to maintain control. Do not feed treated forage or hay to livestock or allow animals to graze treated areas.	14 (of dig- ging)
	Thrips	2/3 to 1 lb.	Do not apply more than 4.0 lbs. a.i. (5 1/3 lbs. product) per acre per crop cycle.	
	Corn earworms, Fall armyworms, Leafhopper, Loopers, Velvetbean Caterpillar	1 to 1 1/3 lbs.		

**TOBACCO TRANSPLANT WATER APPLICATION (EXCEPT CA)**

CROP	INSECTS	AMOUNT ACEPHATE 75 SOLUBLE PER ACRE	FURTHER USE INSTRUCTIONS
Tobacco	Flea Beetle, Green Peach Aphid, Tobacco Aphid, Cutworms, Tobacco Thrips	1 lb.	Provides control of early season flea beetles, green peach aphids, tobacco aphids, and cutworms for approximately 3 to 4 weeks after transplanting. For later season control of these insects, apply a foliar spray of Acephate 75 Soluble.  Apply in a minimum of 100 gals. of water per acre.  Do not apply more than 1 lb. Acephate 75 Soluble per acre as a transplant water application as some phytotoxicity may occur.  Do not apply more than 4.0 lbs. a.i. (5 1/3 lbs. product) per acre per crop cycle.

**TOBACCO FOLIAR APPLICATION (EXCEPT CA)**

PHI (pre-harvest interval) denotes number of days to harvest.

CROP	INSECTS	AMOUNT ACEPHATE 75 SOLUBLE PER ACRE	FURTHER USE INSTRUCTIONS	PHI
Tobacco (Flue- Cured, Air Cured, Dark Fire Cured)	Grasshoppers	1/3 to 2/3 lb.	Apply in 10 to 50 gals. water per acre with ground equipment or a minimum of 3 gals. per acre by air.	3
	Green Peach Aphid, Flea Beetle, Hornworm, Tobacco Thrips	2/3 lb.	Apply on a 7 day schedule or as needed.	
	Tobacco Aphid, Vegetable Weevils, Stinkbugs	2/3 to 1 lb.	Do not apply more than 4.0 lbs. a.i. (5 1/3 lbs. product) per acre per crop cycle.	
	Budworm, Cabbage Looper, Cutworm	1 lb.		

**TOBACCO PLANT BED APPLICATION (EXCEPT CA)**

CROP	INSECTS	AMOUNT ACEPHATE 75 SOLUBLE PER ACRE	FURTHER USE INSTRUCTIONS
Tobacco Bed Treatment	Flea Beetle, Green Peach Aphid, Tobacco Aphid, Cutworm	1 lb.	Apply to foliage at the equivalent of 1 tablespoon in 1 gal. of water per every 1,000 sq. ft. of bed. Apply evenly to ensure thorough coverage.  Do not apply more than 4.0 lbs. a.i. (5 1/3 lbs. product) per acre per crop cycle.

**GREENHOUSE APPLICATION (EXCEPT CA)**

CROP	INSECTS	AMOUNT ACEPHATE 75 SOLUBLE PER ACRE	FURTHER USE INSTRUCTIONS
Tobacco	Cutworm, Flea beetle, Green Peach Aphid, Tobacco Aphid	1 lb.	Apply to foliage at the equivalent of 1 tablespoon in 3 gals. of water per every 1,000 sq. ft. of bed. Apply evenly to ensure thorough coverage.  <b>NOTE:</b> Floatbed water should be disposed of in the transplanted field through the transplant water or through foliar spray.  Do not apply more than 4.0 lbs. a.i. (5 1/3 lbs. product) per acre per crop cycle.

**TOBACCO SOIL APPLICATION (EXCEPT CA)**

PHI (pre-harvest interval) denotes number of days to harvest.

CROP	INSECTS	AMOUNT ACEPHATE 75 SOLUBLE	FURTHER USE INSTRUCTIONS	PHI
Tobacco	Imported Fire Ants	Mound Treatment Dry Method: Evenly distribute 1 to 2 teaspoons over the mound.  Drench Method: Mix 1 oz. in 5 gals. of water. Apply 1 gal. of mix to each mound area by sprinkling the mound until it is wet and treat a four (4) foot diame- ter circle around the mound.	For best results apply the material in the early morning or late afternoon when the ants are most active.  Applications made under prolonged hot and dry conditions may be ineffective due to the location of the ants deep within the nest.  Treat maximum of 13 mounds per acre.  Do not treat more than once per season.  Do not apply more than 4.0 lbs. a.i. (5 1/3 lbs. product) per acre per crop cycle.	3

**FRUIT CROPS**

PHI (pre-harvest interval) denotes number of days to harvest.

CROP	INSECTS	AMOUNT ACEPHATE 75 SOLUBLE PER ACRE	FURTHER USE INSTRUCTIONS	PHI
Cranberries	Cranberry Blossom Worm, Gypsy Moth, False Armyworm, Fireworms, Spanworms, Sparganothis	1 1/3 lbs.	Apply in water by air, ground or with sprinklers.  Use a minimum of 2 gals. spray per acre by air. Use sufficient water to give thorough coverage with ground or sprinkler equip- ment.  <b>NOTE:</b> Limit to one application per growing season.  Do not apply from start of bloom until all berries set.  Do not apply more than 1.0 lb. a.i. (1 1/3 lbs. product) per acre per crop cycle.	90

**SPRINKLER IRRIGATION APPLICATION TO CRANBERRIES**

This product may only be applied through sprinkler irrigation systems including center pivot, lateral move, end tow, side (wheel) roll, travelers, big gun, solid set, or hand move. Do not apply this product through any other type of irrigation system.

Crop injury, lack of effectiveness, or illegal pesticide residues in the crop may result from non-uniform distribution of treated water.

If you have questions about calibration, you should contact State Extension Service specialists, equipment manufacturers or other experts.

Do not connect an irrigation system (including greenhouse systems) used for pesticide application to a public water system unless the label-prescribed safety devices for public water supplies are in place.

A person knowledgeable of the chemigation system and responsible for its operation shall shut the system down and make necessary adjustments should the need arise.

The system must contain a functional check valve, vacuum relief valve, and low pressure drain appropriately located on the irrigation pipeline to prevent water source contamination from backflow.

The pesticide injection pipeline must contain a functional, normally closed solenoid-operated valve located on the intake side of the injection pump and connected to the system interlock to prevent fluid from being withdrawn from the supply tank when the irrigation system is either automatically or manually shut down.

The system must contain functional interlocking controls to automatically shut off the pesticide injection pump when the water pump motor stops.

The irrigation line or water pump must include a functional pressure switch which will stop the water pump motor when the water pressure decreases to the point where pesticide distribution is adversely affected.

System must use a metering pump, such as a positive displacement injection pump (e.g., diaphragm pump) effectively designed and constructed of materials that are compatible with pesticides and capable of being fitted with a system interlock.

Do not apply when wind speed favors drift beyond the area intended for treatment.

**Solid Set Systems:** Apply specified dosage for the entire length of the irrigation period or for a 30 to 60 minute period at the end of a regular irrigation set or as a 30 to 60 minute injection as a separate application not associated with a regular irrigation. Allow time for all lines to flush the pesticide through all nozzles before turning off irrigation water. To ensure the lines are flushed and free of remaining pesticide, a dye indicator may be injected into the line to mark the end of the application period. See NOTE.

**Center Pivot Systems:** Inject the specified dosage per acre continuously for one complete revolution of the system. See NOTE.

**NOTE:** Constant agitation must be maintained in the chemical supply tank during the entire period of insecticide application. Inject the product with a positive displacement pump into the main line ahead of a right angle turn to ensure adequate mixing.

Application of more than label recommended quantities of irrigation water per acre may result in decreased product performance by removing the chemical from the zone of effectiveness.

## VEGETABLE CROPS

PHI (pre-harvest interval) denotes number of days to harvest.

CROP	INSECTS	AMOUNT ACEPHATE 75 SOLUBLE PER ACRE	FURTHER USE INSTRUCTIONS	PHI
Beans & Lima Beans (Dry & succulent Forms)	Fleahoppers, Grasshoppers	1/3 to 2/3 lb.	Apply in water at a minimum of 2 gals. spray per acre by air; 20 to 100 gals. spray per acre by ground.  Apply when eggs or insects first appear. Repeat at 7 to 10 day intervals as necessary. Severe insect infestations, use higher rates.  Do not feed treated vines to livestock.	14 (snap-beans or dry beans)  0 (lima beans succulent forms)
	Aphids, Beanleaf Beetle, Bean Leafroller, Cabbage Looper, Cutworms, Green Cloverworm, Leafhoppers, Mexican Bean Beetle, Plantbugs (Lygus), Soybean Looper, Thrips, Whitefly	2/3 to 1 1/3 lbs.	Do not apply more than 2.0 lbs. a.i. (2 2/3 lbs. product) per acre per crop cycle.	14 (snap-beans or dry beans)  0 (lima beans succulent forms)

(Continued on next page)

**VEGETABLE CROPS (Continued)**

PHI (pre-harvest interval) denotes number of days to harvest.

CROP	INSECTS	AMOUNT ACEPHATE 75 SOLUBLE PER ACRE	FURTHER USE INSTRUCTIONS	PHI
Beans & Lima Beans (Dry & succulent Forms) <i>(continued)</i>	Armyworms, Corn Earworm, European Cornborer	1 to 1 1/3 lbs.	Do not apply more than 2.0 lbs. a.i. (2 2/3 lbs. product) per acre per crop cycle.	14 (snap- beans or dry beans)  0 (lima beans succulent forms)
	Brussels Sprouts, Cauliflower	Green Peach aphid	2/3 to 1 1/3 lbs.	Apply in water at 25 to 150 gals. spray per acre by ground or a minimum of 5 gals. spray per acre by air.  Use the high rate when heavy infestations of aphids are present.  Begin applications when insects or eggs first appear. Repeat application as needed.  Do not feed trimmings to livestock or allow animals to graze in treated areas.
	Cabbage Looper, Diamondback Moth, Imported Cabbageworm	1 1/3 lbs.	Do not apply more than 2.0 lbs. a.i. (2 2/3 lbs. product) per acre per crop cycle.	
Celery	Green Peach Aphid	2/3 to 1 1/3 lbs.	Apply in water at 50 to 100 gals. spray per acre by ground or in a minimum of 5 gals. per acre by air.  Apply when eggs or insects appear and repeat at 3 to 10 day intervals as necessary to maintain control.  Trim plants (tops removed) before shipment or use.  Do not use trimming (tops) for food or feed.	21
	Beet & Fall Armyworm, Cabbage Looper	1 1/3 lbs.	Do not apply more than 2.0 lbs. a.i. (2 2/3 lbs. product) per acre per crop cycle.	

*(Continued on next page)*

**VEGETABLE CROPS (Continued)**

PHI (pre-harvest interval) denotes number of days to harvest.

CROP	INSECTS	AMOUNT ACEPHATE 75 SOLUBLE PER ACRE	FURTHER USE INSTRUCTIONS	PHI
Head Lettuce (Crisp- head Type Only)	Aster Leafhopper, Green Peach Aphid	2/3 to 1 1/3 lbs.	Apply in water at 5 to 10 gals. spray per acre by air or 10 to 60 gals. spray per acre (broadcast) by ground.  Apply as necessary to maintain desired control. Do not apply after first head begins to form to crops which germinate from mid-September through November in desert areas of AZ and CA.  Do not feed trimmings to livestock or allow animals to graze on treated areas.	21 Spring, Summer and early Fall crops in all areas and winter crops in FL and TX, late fall crops in AZ and CA.
	Cabbage Looper, Armyworm (excluding beet armyworm)	1 1/3 lbs.	Do not apply more than 2.0 lbs. a.i. (2 2/3 lbs. product) per acre per crop cycle.	
Peppers (non bell type)	Aphids	2/3 lb.	For use in Midwestern, Eastern states and Puerto Rico only.  Apply in water at 40 to 150 gals. spray per acre with ground equipment.  Repeat at 7 to 10 day intervals as necessary.  Do not apply more than 1.0 lb. a.i. (1 1/3 lbs. product per acre per crop cycle.	7
Sweet peppers (Bell type)	Grasshoppers	1/3 to 2/3 lb.	Apply in water at a minimum of 3 gals. spray per acre by air or 25 to 150 gals. spray per acre by ground.  Apply when eggs or insects appear.  Repeat as necessary until insects have been reduced below economic numbers.	7
	Cabbage Looper, Green Peach Aphid, Tobacco Hornworm	2/3 to 1 1/3 lbs.	Do not apply more than 2.0 lbs. a.i. (2 2/3 lbs. product) per acre per crop cycle.	
	European Cornborer	1 to 1 1/3 lbs.		

**SPECIALTY USES**

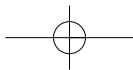
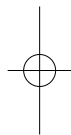
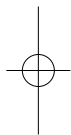
<b>CROP</b>	<b>INSECTS</b>	<b>AMOUNT ACEPHATE 75 SOLUBLE PER ACRE</b>	<b>FURTHER USE INSTRUCTIONS</b>
Non-crop Areas (field borders, fencerows, roadsides, ditchbanks and borrow pits)	Grasshoppers	1/3 lb. (.25 lb. active ingredient)	For early to mid-season application to grasshoppers in field borders, fencerows, roadsides, ditchbanks, and borrow pits. Apply in 1 to 5 gals. of water by air, or in 10 to 20 gals. of water with ground equipment. Use the higher volumes when spraying heavier foliage. Do not graze or feed vegetation cut from treated areas.

NOTE: This product is solubled by weight and package is full when packed but due to fluffy nature this material is inclined to settle. MICRO FLO WARRANTS THAT THIS PRODUCT CONFORMS TO THE CHEMICAL DESCRIPTION ON THE LABEL THEREOF AND IS REASONABLY FIT FOR THE PURPOSE STATED ON SUCH LABEL ONLY WHEN USED IN ACCORDANCE WITH THE DIRECTIONS FOR USE. IT IS IMPOSSIBLE TO ELIMINATE ALL RISKS INHERENTLY ASSOCIATED WITH THE USE OF THIS PRODUCT. CROP INJURY, INEFFECTIVENESS, OR OTHER UNINTENDED CONSEQUENCES MAY RESULT BECAUSE OF SUCH FACTORS AS WEATHER CONDITIONS, PRESENCE OF OTHER MATERIALS, OR THE MANNER OF USE OR APPLICATION, ALL OF WHICH ARE BEYOND THE CONTROL OF MICRO FLO. IN NO CASE SHALL MICRO FLO BE LIABLE FOR THE CONSEQUENTIAL, SPECIAL OR INDIRECT DAMAGES RESULTING FROM THE USE OR HANDLING OF THIS PRODUCT. ALL SUCH RISKS SHALL BE ASSUMED BY THE BUYER.

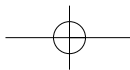
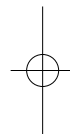
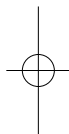
EXCEPT AS EXPRESSLY PROVIDED HEREIN, MICRO FLO MAKES NO WARRANTIES, GUARANTEES, OR REPRESENTATIONS OF ANY KIND, EITHER EXPRESS OR IMPLIED, OR BY USAGE OF TRADE, STATUTORY OR OTHERWISE, WITH REGARD TO THE PRODUCT SOLUBLED, INCLUDING BUT NOT LIMITED TO, MERCHANTABILITY, FITNESS FOR A PARTICULAR PURPOSE, USE OR ELIGIBILITY OF THE PRODUCT FOR ANY PARTICULAR TRADE USAGE.

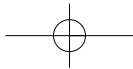
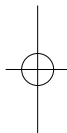
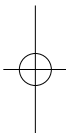
®Pydrin is a registered trademark of E. I. duPont Nemours & Co., Inc. for fenvalerate insecticide.

**NOTES**



**NOTES**





# ACEPHATE 75 SOLUBLE

## SOLUBLE POWDER INSECTICIDE

Kills Fire Ants



<b>ACTIVE INGREDIENT:</b>		<b>By Wt.</b>
*Acephate (O, S-Dimethyl acetylphosphoramidothioate)	.....	75.0%
<b>INERT INGREDIENTS:</b>	.....	25.0%
	<b>TOTAL</b>	100.0%

### KEEP OUT OF REACH OF CHILDREN CAUTION

#### STATEMENT OF PRACTICAL TREATMENT

**Acephate is an organophosphate, cholinesterase inhibitor.**

**IF SWALLOWED:** Drink 1 to 2 glasses of water (or milk) and induce vomiting by touching the back of the throat with finger. If possible, contact a physician, Poison Control Center, or emergency center before inducing vomiting. Do not induce vomiting or give anything by mouth to an unconscious person. Take person and product container to the nearest emergency treatment center.

**IN CASE OF EYE CONTACT:** Wash eyes with fresh water for 15 minutes. If irritation continues, see a doctor.

**FOR SKIN CONTACT:** Wash skin with plenty of soap and water.

**IF INHALED:** Remove person from exposure area.

**Note to Physicians:** Acephate is a cholinesterase inhibitor. If signs of cholinesterase inhibition appear, atropine is antidotal. 2-PAM may also be used in conjunction with atropine but should not be used alone.

**See Additional Precautionary Statements Inside Attached Booklet**

### Net Contents \_\_\_\_\_

EPA Reg. No. 51036-236  
AD 123101  
Product of India and Taiwan  
Formulated in the USA



P.O. BOX 772099 • MEMPHIS, TN 38117

EPA Est. No. 51036-GA-001