

RESTRICTED USE PESTICIDE**Due to Toxicity to Fish and Aquatic Organisms**For retail sale to and use only by Certified Applicators, or persons under their direct supervision,
and only for those uses covered by the Certified Applicator's certification.**AgriSOLUTIONS™**

ARCTIC® 3.2 EC

Insecticide

Active Ingredient:

Permethrin*	36.8%
Other Ingredients:**	63.2%
TOTAL	100.0%

* *cis/trans* ratio: Max. 58% (\pm) *cis* and min. 42% (\pm) *trans*

**Contains petroleum distillates.

Contains 3.2 pounds permethrin per gallon as an emulsifiable concentrate.

KEEP OUT OF REACH OF CHILDREN

CAUTION

SEE BOOKLET FOR ADDITIONAL PRECAUTIONARY STATEMENTS AND USE DIRECTIONS

EPA Reg. No. 1381-187

EPA Est. No. 61842-CA-001

FOR CHEMICAL EMERGENCY: Spill, leak, fire, exposure, or accident, call CHEMTREC 1-800-424-9300

Distributed by:

Winfield Solutions, LLC

P.O. Box 64589, St. Paul, MN 55164-0589

0/0105/9

NET CONTENTS
1 GALLON (3.785 L)

Patented 1945

Back
4.875" x
5.50"

FIRST AID

IF SWALLOWED	<ul style="list-style-type: none"> • Immediately call a poison control center or doctor. • Do not induce vomiting unless told to do so by a poison control center or doctor. • Do not give any liquid to the person. • Do not give anything by mouth to an unconscious person.
IF ON SKIN OR CLOTHING	<ul style="list-style-type: none"> • Take off contaminated clothing. • Rinse skin immediately with plenty of water for 15-20 minutes. • Call a poison control center or doctor for treatment advice.
IF IN EYES	<ul style="list-style-type: none"> • Hold eye open and rinse slowly and gently with water for 15-20 minutes. • Remove contact lenses, if present, after the first 5 minutes, then continue rinsing eye. • Call a poison control center or doctor for treatment advice.
IF INHALED	<ul style="list-style-type: none"> • Move person to fresh air. • If person is not breathing, call 911 or an ambulance, then give artificial respiration, preferably by mouth-to-mouth if possible. • Call a poison control center or doctor for further treatment advice.
<p>Have the product container or label with you when calling a poison control center or doctor, or going for treatment. NOTE TO PHYSICIAN: Contains petroleum distillate – vomiting may cause aspiration pneumonia. For additional information in case of emergency call toll free 1-877-424-7452.</p>	

PRECAUTIONARY STATEMENTS

Hazards to Humans & Domestic Animals

CAUTION. Harmful if swallowed, inhaled or absorbed through the skin. Avoid contact with skin, eyes or clothing. Avoid breathing vapor or spray mist. Wash thoroughly with soap and water after handling. Remove contaminated clothing and wash before reuse. Do not allow people or pets on treated surfaces until the spray has dried. Do not touch treated surfaces until the spray has dried.

Environmental Hazards

This pesticide is extremely toxic to aquatic organisms, including fish and invertebrates. Do not apply directly to water, or to areas where surface water is present or to intertidal areas below the mean water mark. Do not apply when weather conditions favor drift from treated areas. Drift and runoff from treated areas may be hazardous to aquatic organisms in neighboring areas. Do not contaminate water when disposing of equipment wash waters.

Under some conditions, it may also have a potential for transport into surface water in runoff (primarily absorbed to suspended soil particles), for several months or more after applications. These include poorly draining or wet soils with readily visible slopes toward adjacent surface waters, frequently flooded areas, and areas overlying extremely shallow groundwater, areas with in-field canals or ditches that drain to surface water, areas not separated from adjacent surface waters and vegetated filter strips, and areas over-lying tile drainage systems that drain to surface waters.

This pesticide is highly toxic to bees exposed to direct treatment on blooming crops or weeds. Do not apply this product or allow it to drift to blooming crops or weeds while bees are actively visiting the treatment area.

Do not discharge effluent containing this product into lakes, streams, ponds, estuaries, oceans, or other waters unless in accordance with the requirements of a National Pollutant Discharge Elimination System (NPDES) permit and the permitting authority has been notified in writing prior to discharge. Do not discharge effluent containing this product to sewer systems without previously notifying the local sewage treatment plant authority. For guidance contact your State Water Board or Regional Office of the EPA.

Physical/Chemical Hazards

Do not use or store near heat or open flame.

Personal Protection Equipment (PPE)

Some materials that are chemical-resistant to this product are made of any waterproof material. If you want more options, follow the instructions for category E on an EPA chemical-resistance category selection chart.

Applicators using ULV cold foggers or fog/mist generators in indoor spaces must wear:

- Coveralls over long-sleeved shirt and long pants,
- Chemical-resistant gloves,
- Chemical-resistant footwear plus socks, and
- Chemical-resistant headgear, if overhead exposure

Applicators using ULV cold foggers or fog/mist generators in outdoor spaces must wear:

- Long-sleeved shirt and long pants,
- Shoes plus socks, and
- Chemical-resistant gloves,

All other mixers must wear:

- Long-sleeve shirt and long pants,
- Shoes plus socks,
- Chemical-resistant gloves for all handlers except for applicators using motorized ground equipment, pilots, and flaggers,
- Chemical-resistant apron for mixers/loaders, persons cleaning equipment, and persons exposed to the concentrate and for handlers performing animal dip applications.

See engineering controls for additional requirements.

Engineering Controls:

Pilots must use an enclosed cockpit that meet the requirements listed in the Worker Protection Standard (EPS) for agricultural pesticides [(40 CFR 170.240 (d)(6))].

User Safety Requirements

- Follow manufacturer's instructions for cleaning/maintaining PPE. If no such instructions for washables exists, use detergent and hot water. Keep and wash PPE separately from other laundry.
- Discard clothing and other absorbent materials that have been drenched (except as required by directions for use) or heavily contaminated with this product's concentrate. Do not reuse them.

User Safety Recommendations

Users should:

- Remove clothing immediately if pesticide gets inside. Then wash thoroughly and put on clean clothing.

DIRECTIONS FOR USE RESTRICTED FOR USE PESTICIDE

It is a violation of Federal Law to use this product in a manner inconsistent with its labeling.

Use of high pressure hand wand prohibited in mushroom houses.

Resistance: Some insects are known to develop resistance to products used repeatedly for control. Because the development of resistance cannot be predicted, the use of this product should conform to resistance management strategies established for the use area. Consult your local or state agricultural authorities for details.

If resistance to this product develops in your area, this product, or other products with a similar mode of action may not provide adequate control. If poor performance cannot be attributed to improper application or extreme weather conditions, a resistant strain of insect may be present. If you experience difficulty with control and resistance is a reasonable cause, immediately consult your local agricultural advisor for the best alternative method of control for your area.

Do not apply this product in a way that will contact workers or other persons, either directly or through drift. Only protected handlers may be in the area during application. For any requirements specific to your State or Tribe, consult the agency responsible for pesticide regulation.

Agricultural Use Requirements

Use this product only in accordance with its labeling and with the Worker Protection Standard, 40 CFR Part 170. This Standard contains requirements for the protection of agricultural workers on farms, forests, nurseries and greenhouses, and handlers of agricultural pesticides. It contains requirements for training, decontamination, notification, and emergency assistance. It also contains specific instructions and exceptions pertaining to the statements on this label about personal protective equipment (PPE) and restricted-entry interval. The requirements in this box only apply to uses on this product that are covered by Worker Protection Standard.

Do not enter or allow worker entry to treated areas during the restricted entry interval (REI) of 12 hours.

PPE required for early entry to treated areas that is permitted under the Worker Protection Standard and that involves contact with anything that has been treated, such as plants, soil or water, is:

- Coveralls,
- Shoes plus socks,
- Chemical-resistant gloves made of any waterproof material.

Chemigation

Apply this product only through the following types of sprinkler irrigation: center pivot, lateral move, end tow, side (wheel) roll, traveler, big gun, solid set, or hand move irrigation systems. Do not apply this product through any other type of irrigation system. Do not connect an irrigation system (including greenhouse systems) used for pesticide application to a public water system.

Crop injury, lack of effectiveness, or illegal residues in the crop can result from non-uniform distribution of treated water. For questions concerning calibration consult the equipment manufacturer or your local State Extension Service representative. A person knowledgeable of the chemigation system and responsible for its operation, or person under the supervision of the person responsible, shall shut the system down and make necessary adjustments should the need arise.

The system must contain a functional check valve, vacuum relief valve, and low pressure drain appropriately located on the irrigation pipeline to prevent water source contamination from backflow.

The pesticide injection pipeline must also contain a functional, normally closed, solenoid-operated valve located on the intake side of the injection pump and connected to the system interlock to prevent fluid from being withdrawn from the supply tank when the irrigation system is either automatically or manually shut down.

The system must contain functional interlocking controls to automatically shut off the pesticide injection pump when the water pump motor stops.

The irrigation line or water pump must include a functional pressure switch which will stop the water pump motor when the water pressure decreases to the point where pesticide distribution is adversely affected.

Systems must use a metering pump, such as a positive displacement injection pump (e.g., diaphragm pump) effectively designed and constructed of materials that are compatible with pesticides and capable of being fitted with a system interlock.

ARCTIC 3.2 EC should be applied continuously for the duration of the water application. ARCTIC 3.2 EC should be diluted in sufficient volume to ensure accurate application of the area to be treated. When using chemigation, a minimum of 0.1 inch per acre of irrigation water is recommended. Agitation generally is not required when a suitable diluent is used. A diluent test should be conducted to ensure that phase separation will not occur during dilution and application. Failure to achieve a uniform dilution throughout the time of application may result in undesirable residues or less than desirable control.

Commercial Impregnation and Application on Dry Bulk Fertilizers

ARCTIC 3.2 EC may be impregnated on dry bulk fertilizers. When applied as directed, ARCTIC 3.2 EC/dry bulk fertilizer mixtures provide insect control equal to that provided by the same rates of ARCTIC 3.2 EC applied in water.

The ARCTIC 3.2 EC/fertilizer mixtures may be surface applied or shallow incorporated. The higher rate should be used if incorporation is used. Impregnation: Apply using a minimum of 200 pounds of dry bulk fertilizer per acre and up to a maximum of 450 pounds per acre with the recommended amount of ARCTIC 3.2 EC per acre. Use a closed rotary-drum mixer or a similar type of closed blender equipped with suitable spray equipment. The spray nozzle(s) should be positioned to provide a uniform, fine spray pattern over the tumbling fertilizer for thorough coverage. The physical properties of fertilizers vary particularly in liquid absorption capacity. When absorptivity is sufficient, simply spray impregnation of the fertilizer with ARCTIC 3.2 EC provides a satisfactory, dry mixture. If the absorptive capacity is inadequate, the use of a highly absorptive powder is required to provide a dry, flowable mixture. Microcel E (Johnson Manville Product Corporation) is a recommend-

ed absorbent powder. Generally less than 2% by weight of Microcel E is required. DO NOT impregnate ARCTIC 3.2 EC onto straight coated ammonium nitrate or straight limestone because these materials will not absorb the insecticide. Dry fertilizer blends containing mixtures of ammonium nitrate or limestone may be impregnated with ARCTIC 3.2 EC.

The amount of ARCTIC 3.2 EC actually required in the preparation of individual fertilizer mixtures should be determined carefully for each production operation. This is necessary to ensure that the amount of pesticide actually contained in the mixture applied to the soil represents the correct rate of use. Bulk fertilizer impregnated with ARCTIC 3.2 EC should be applied immediately, not stored.

All individual state regulations relating to bulk dry fertilizer blending, registration, labeling and application of the mixtures are the responsibility of the individual and/or company selling the fertilizer and ARCTIC 3.2 EC mixture.

SPRAY DRIFT REQUIREMENTS

Wind Direction and Speed

Only apply this product if the wind direction favors on-target deposition.

Do not apply when the wind velocity exceeds 15 mph.

Temperature Inversion

Do not make aerial or ground applications into temperature inversions.

Inversions are characterized by stable air and increasing temperature with height above the ground. Mist or fog may indicate the presence of an inversion in humid areas. The applicator may detect the presence of an inversion by producing smoke and observing a smoke layer near the ground surface.

Droplet Size

Use only medium or coarser spray nozzles (for ground and on-UUV aerial application) according to ASAE (S572) definition for standard nozzles. In conditions of low humidity and high temperatures, applicators should use a coarser droplet size.

Additional Requirements for Ground Applications

Wind speed must be measured adjacent to the application site on the upwind side, immediately prior to application.

For ground boom applications, apply using a nozzle height of no more than 4 feet above the ground or crop canopy.

For airblast applications, turn off outward pointing nozzles at row ends and when spraying the outer two rows. To minimize spray loss over the top in orchard applications, spray must be directed into the canopy.

Additional Requirements for Aerial Applications

The spray boom should be mounted on the aircraft as to minimize drift caused by wingtip or rotor vortices. The minimum practical boom length should be used and must not exceed 75% of the wind span or 80% rotor diameter.

Flight speed and nozzle orientation must be considered in determining droplet size.

Spray must be released at the lowest height consistent with pest control and flight safety. Do not release spray at a height greater than 10 feet above the crop canopy unless a greater height is required for aircraft safety.

When applications are made with a cross-wind, the swath will be displaced downwind. The applicator must compensate for this displacement at the downwind edge of the application area by adjusting the path of the aircraft upwind.

BUFFER ZONES

Vegetative Buffer Strip

Construct and maintain a minimum 10-foot-wide vegetative filter strip of grass or other permanent vegetation between the field edge and down gradient aquatic habitat (such as, but not limited to, lakes; reservoirs; rivers; permanent streams; marshes or natural points; estuaries; and commercial fish farm ponds).

Only apply products containing permethrin onto fields where a maintained vegetative buffer strip of at least 10 feet exists between the field and down gradient aquatic habitat.

For guidance, refer to the following publication for information on constructing and maintaining effective buffers:

Conservation Buffers to Reduce Pesticide Losses. Natural Resources Conservation Services. USDA, NRCS. 2000. Fort Worth, Texas. 21pp. <http://www.in.nrcs.gov/technical/agronomy/newconbuf.pdf>

Buffer Zone for Ground Application (groundboom, overhead chemigation, or airstblast)

Do not apply within 25 feet of aquatic habitats (such as, but not limited to, lakes, reservoirs, rivers, permanent streams, marshes, natural ponds, estuaries, and commercial fish ponds).

Buffer Zone for ULV Aerial Application

Do not apply within 450 feet of aquatic habitats (such as, but not limited to, lakes, reservoirs, rivers, permanent streams, marshes, natural ponds, estuaries, and commercial fish ponds).

Buffer Zone for Non-ULV Aerial Application

Do not apply within 150 feet of aquatic habitats (such as, but not limited to, lakes, reservoirs, rivers, permanent streams, marshes, natural ponds, estuaries, and commercial fish ponds).

GENERAL USE INFORMATION**Important:**

ARCTIC 3.2 EC is toxic to fish. Exercise care when making applications near ponds, lakes, streams, reservoirs and other aquatic environments where fish are present.

For advice concerning current control practices with relation to specific local conditions, consult your local State Cooperative Extension or regulatory agencies.

ARCTIC 3.2 EC is formulated as an emulsifiable concentrate (EC) formulation and is to be diluted with water and applied as an emulsion. When tank mixing as an emulsion with other products, observe all precautions and limitations on the labels of each product in the mixture.

ARCTIC 3.2 EC can be tank-mixed with natural pyrethrin-containing products or Insect Growth Regulators (IGRs). Do not tank mix with dichlorvos (DDVP) or other fumigant products.

DIRECTIONS FOR APPLICATION

Unless otherwise directed by registered supplemental labeling, follow the Directions for Use in each crop group section.

ARCTIC 3.2 EC is a 3.2 pounds per gallon formulation of the insecticide permethrin. Apply ARCTIC 3.2 EC when insects appear or feeding is noticed. The higher rate should be used as pest populations increase. Repeat the application as necessary to maintain control. Use sufficient water to obtain full coverage. With the exception of crops listed below, rotational crops should not be planted within 60 days of last application.

This label must be in the possession of the user at the time of application.

RATE CONVERSION CHART

POUNDS ACTIVE PER ACRE	FORMULATION OUNCES PER ACRE
0.05	2.0
0.10	4.0
0.15	6.0
0.20	8.0
0.25	10.0
0.30	12.0

Index to Crops Listed on this Label

Vegetable Crops:

- Artichoke
- Asparagus
- Avocado
- Cole Crops (Brassica Leafy Vegetables)
- Collards and Turnips
- Corn, Sweet
- Corn, Sweet (Florida only)
- Cucurbit Vegetables
- Eggplant
- Horseradish
- Leafy Vegetables (except Brassica)
- Onions, Bulb and Garlic
- Peppers, Bell
- Potatoes
- Tomatoes, Tomatillos

Tree Fruit and Nuts

- Almonds
- Apples
- Cherries
- Filberts
- Papaya (Florida Only)
- Peaches and Nectarines
- Pistachios
- Pears
- Walnuts

Other Crops

- Alfalfa
- Corn (Field), Field Corn Grown for Seed, Popcorn
 - Pre-emergent Use
 - Foliar Use
- Corn (Field), Field Corn Grown for Seed, Popcorn
 - At Plant Use
- Mushrooms
- Range Grass (New Mexico Only)
- Soybeans

Ornamentals

- Chrysanthemum
- Conifers (Container and Field Grown)
- Ornamental Nursey Stock (Field Grown)
- Pine Seed Orchards
- Roses (Field Grown)
- Roses (Greenhouse)

Other Uses

- Premises Spray
- Treatment of Preconstruction Lumber and Logs

VEGETABLE CROPS**ARTICHOKE**

CROP	TARGET PESTS	RATE FL OZ/A (LBS AI/A)	REMARKS
Artichoke	Artichoke plume moth Leafminers	4 – 12 (0.1 – 0.3)	Maximum single application rate is 0.3 lb. ai/A (12 fl. oz./A). Do not apply more than 0.9 lb. ai/A (36 fl. oz./A) per season. Retreatment interval is 10 days.
<ul style="list-style-type: none"> • Apply by air or ground equipment. By air, apply in a minimum of 2 gallons of water per acre. By ground, apply in a minimum of 10 gallons of water per acre. Use sufficient water to obtain full coverage of foliage. • Applications may be made up to harvest. 			

ASPARAGUS

CROP	TARGET PESTS	RATE FL OZ/A (LBS AI/A)	REMARKS
Asparagus	Asparagus beetle Cutworms	2 – 4 (0.05 – 0.1)	Maximum single application rate is 0.1 lb. ai/A (4 fl. oz./A). Do not apply more than 0.4 lb. ai/A (16 fl. oz./A) per season. Retreatment interval is 7 days. Post harvest application only. Apply to the fern stage of the asparagus plant after spear harvest when larval and adult stages are present. *Not for control of this insect in California
	Asparagus beetle Japanese beetle (Adult stage)* Lygus bugs Tarnished plant bug	4 (0.1)	
<ul style="list-style-type: none"> • Apply by ground in a minimum of 10 gallons of water per acre. Use sufficient water to obtain full coverage of foliage. • Do not apply within 1 day of harvest. 			

AVOCADO

CROP	TARGET PESTS	RATE FL OZ/A (LBS AI/A)	REMARKS
Avocado	Avocado caterpillar Avocado lace bug Avocado leafhopper Avocado leafroller Avocado looper Avocado tree girdler Avocado whitefly Brown soft scale Mirids Omnivorous looper Orange tortrix Scale crawlers Spanworm Thrips Twig borers	8 (0.2)	Maximum single application rate is 0.2 lb. ai/A (8 fl. oz/A). Do not apply more than 0.8 lb. ai/A (32 fl. oz/A) per season. Retreatment interval is 7 days. Apply when insects first appear and repeat at 7 to 10 day intervals as needed to provide control.
<p>Maximum single application rate is 0.2 lb. ai/A (8 fl. oz/A). Do not apply more than 0.8 lb. ai/A (32 fl. oz/A) per season. Retreatment interval is 7 days. Apply by ground equipment in 25-400 gallons of finished spray per acre. Do not graze livestock in treated areas. Do not feed cover crops from treated areas to livestock. Do not apply within 7 days of harvest.</p>			

COLE CROPS – Brassica Leafy Vegetables

CROP	TARGET PESTS	RATE FL OZ/A (LBS AI/A)	REMARKS
Broccoli, Chinese Broccoli (gai lan, white flowering broccoli), Cavalo broccolo, Cabbage, Chinese Cabbage (napa, tight-headed varieties only), Kohlrabi	Cabbage looper Armyworm spp. Imported cabbageworm Diamondback moth Plant bugs Thrips Cabbage aphid*	2 – 8 (0.05 – 0.2)	Apply when insects first appear and repeat at 5-day intervals as needed to provide control. Maximum single application rate is 0.2 lb. ai/A (8 fl. oz/A). Do not apply more than 0.4 lb. ai/A (16 fl. oz/A) per season (except Hawaii) for cabbage. In Hawaii do not apply more than 0.8 lb. ai/A (32 fl. oz/A) per season for cabbage. Do not apply more than 0.8 lb. ai/A (32 fl. oz/A) per season for broccoli. Retreatment interval is 5 days.
Brussels Sprouts, Cauliflower	Diamondback moth Southern white butterfly	2 – 4 (0.05 – 0.1)	Apply when insects first appear and repeat at 5 to 10 day intervals as needed to provide control. Maximum single application rate is 0.1 lb. ai/A (4 fl. oz/A). For Brussels Sprouts, do not apply more than 0.4 lb. ai/A (16 fl. oz/A) per season.
	Armyworm spp. Cutworms Flea beetles	2 – 4 (0.05 – 0.1)	For Cauliflower, do not apply more than 0.4 lb. ai/A (16 fl. oz/A) per season everywhere except Hawaii. In Hawaii do not apply more than 0.6 lb. ai/A (24 fl. oz/A) per season for Cauliflower. Retreatment interval is 5 days.
<p>Apply by air or ground equipment, except for collards (ground application only). By air, apply in a minimum of 2 gallons of water per acre. By ground, apply in a minimum of 10 gallons of water per acre. Use sufficient water to obtain full coverage of foliage. Do not apply within 1 day of harvest.</p> <p>* Aids in the suppression only</p>			

COLLARDS and TURNIPS

CROP	TARGET PESTS	RATE FL OZ/A (LBS AI/A)	REMARKS
Collards (AR, AZ, GA, IL, NC, OK, SC, and TX only)	Beet armyworm Cabbage looper Corn earworm Cutworms Diamond back moth European corn borer Fall armyworm Green cloverworm Imported cabbageworm Leafhoppers Leafminer Southern armyworm Southern white butterfly Tobacco budworm Vegetable leafminer Aphids*	2 – 4 (0.05 – 0.15)	Apply with ground equipment only. Apply when insects first appear and repeat at 3-day intervals as needed to provide control. Apply when insects first appear and repeat at 5-day intervals as needed to provide control. Do not exceed 8 applications. Maximum single application rate is 0.15 lb. ai/A (6 fl. oz/A). Do not apply more than 0.45 lb. ai/A (18 fl. oz/A) per season. Retreatment interval is 3 days.
Turnips (FL, GA, IL, IN, OK, SC, TX, and WA only)	Beet armyworm Cabbage looper Corn earworm Cutworms Diamond back moth European corn borer Fall armyworm Green cloverworm Imported cabbageworm Leafhoppers Leafminer Southern armyworm Southern white butterfly Tobacco budworm Vegetable leafminer Aphids*	2 – 4 (0.05 – 0.1)	Apply with ground equipment only. Apply when insects first appear and repeat at 3-day intervals as needed to provide control. Do not exceed 8 applications. Do not graze treated areas or feed crop refuse to livestock. Maximum single application rate is 0.15 lb. ai/A (6 fl. oz/A). Do not apply more than 0.45 lb. ai/A (18 fl. oz/A) per season. Retreatment interval is 3 days.
<ul style="list-style-type: none"> • Apply in a minimum of 10 gallons of water per acre. Use sufficient water to obtain full coverage of foliage. • Do not apply within 1 day of harvest. <p>* Aids in the suppression only</p>			

CORN, SWEET

CROP	TARGET PESTS	RATE FL OZ/A (LBS AI/A)	REMARKS
Corn, Sweet	Corn earworm Corn rootworm beetles* Cutworms European corn borer Fall armyworm Flea beetle Hop vine borer Leafhoppers Southern armyworm Stalk borers	4 – 8 (0.1 – 0.2)	Apply when insects first appear and repeat at 3 to 5-day intervals as needed to provide control. Maximum single application rate is 0.2 lb. ai/A (8 fl. oz/A). Do not apply more than 0.8 lb. ai/A (32 fl. oz/A) per season. Retreatment interval is 3 days. *Pest does not occur on this crop in California
<ul style="list-style-type: none"> • Apply by air or ground equipment. By air, apply in a minimum of 2 gallons of water per acre. By ground, apply in a minimum of 10 gallons of water per acre. Use sufficient water to obtain full coverage of foliage. • Do not apply within 1 day of harvest. 			

CORN, SWEET (FLORIDA ONLY)

CROP	TARGET PESTS	RATE FL OZ/A (LBS AI/A)	REMARKS
Corn, Sweet	Aster leafhopper Corn earworm Cutworm European corn borer Fall armyworm Southern armyworm	4 – 8 (0.1 – 0.2)	Apply when insects first appear and repeat at 3 to 5-day intervals as needed to provide control. Maximum single application rate is 0.2 lb. ai/A (8 fl. oz/A). Do not apply more than 0.8 lb. ai/A (32 fl. oz/A) per season. Retreatment interval is 3 days.
<ul style="list-style-type: none"> • Apply by air or ground equipment. By air, apply in a minimum of 2 gallons of water per acre. By ground, apply in a minimum of 10 gallons of water per acre. Use sufficient water to obtain full coverage of foliage. • Do not apply within 1 day of harvest. 			

CUCURBIT VEGETABLES

CROP	TARGET PESTS	RATE FL OZ/A (LBS AI/A)	REMARKS
Cucurbit vegetables*	Aphids Leafminers Squash bugs	8 (0.2)	Maximum single application rate is 0.2 lb. ai/A (8 fl. oz/A). Do not apply more than 1.2 lb. ai/A (48 fl. oz/A) per season on everything except cantaloupe.
	Cabbage looper Cucumber beetle (adult) Cutworms Leafhoppers Melonworm Pickleworm Plant bugs (including Lygus and Stink bugs) Rindworms Squash vine borer	4 – 8 (0.1 – 0.2)	On Cantaloupes do not apply more than 0.8 lb. ai/A (32 fl. oz/A) per season. On Cantaloupes in Hawaii do not apply more than 1.2 lb. ai/A (48 fl. oz/A) per season. Retreatment interval is 7 days.
<ul style="list-style-type: none"> • Apply by air or ground equipment. By air, apply in a minimum of 4 gallons of water per acre. By ground, apply in a minimum of 20 gallons of water per acre. Use sufficient water to obtain full coverage of foliage. • Applications may be made up to harvest. 			
<p>* Cucurbit vegetables include: Chayote (fruit), Chinese waxgourd (Chinese preserving melon), Citron melon, Cucumber, Gherkin, Gourd (edible) (includes hyotan, cucuzza), Luffa spp. (includes hechima, Chinese okra), Momordica spp. (includes balsam apple, balsam pear, bitter melon, Chinese cucumber), Muskmelon (hybrids and/or cultivars of Cucumia melo, including true cantaloupe, cantaloupe, casaba, crenshaw melon, golden pershaw melon, honeydew melon, honey balls, mango melon, Persian melon, pineapple melon, Santa Claus melon, and snake melon), Pumpkin; Summer Squash (includes crookneck squash, scallop squash, straightneck squash, vegetable marrow, zucchini), Winter Squash (includes butternut squash, calabaza, hubbard squash, C. mixta, C. pepo, acorn squash, spaghetti squash), Watermelon (includes hybrids and/or varieties of Citrullus spp.)</p>			

EGGPLANT

CROP	TARGET PESTS	RATE FL OZ/A (LBS AI/A)	REMARKS
Eggplant	Colorado potato beetle	6 (0.15)	Maximum single application rate is 0.15 lb. ai/A (6 fl. oz/A). Do not apply more than 0.6 lb. ai/A (24 fl. oz/A) per season except in Hawaii do not apply more than 1.0 lb. ai/A (40 fl oz/A).
	Cabbage looper Flea beetles Vegetable leafminer	6 (0.15)	Retreatment interval is 7 days. Apply when insects first appear and repeat at 7-day intervals as needed to provide control. Use sufficient water to obtain uniform coverage.
<ul style="list-style-type: none"> • Apply by air or ground equipment. By air, apply in a minimum of 2 gallons of water per acre. By ground, apply in a minimum of 10 gallons of water per acre. Use sufficient water to obtain full coverage of foliage. • Do not apply within 3 days of harvest. 			

HORSERADISH

CROP	TARGET PESTS	RATE FL OZ/A (LBS AI/A)	REMARKS
Horseradish	Imported crucifer weevil (Baris lepidii)	0.1% active solution (2 pt, 1 oz per 100 gallons)	As a spring preplant dip, soak sets for 30 minutes and air-dry before planting.
		6 (0.15)	For foliar application, apply with ground equipment in a minimum spray volume of 20 gallons finished spray per acre. Make up to 3 foliar applications as needed to control weevil adults during oviposition.
<p>Maximum single application rate is 0.15 lb. ai/A (6 fl. oz/A). Do not apply more than 0.45 lb. ai/A (18 fl. oz/A) per season. Retreatment interval is 10 days. Do not apply within 30 days of harvest.</p>			

LEAFY VEGETABLES (except Brassica)

CROP	TARGET PESTS	RATE FL OZ/A (LBS AI/A)	REMARKS
Leafy vegetables*	Aphids Beet armyworm Corn earworm Cutworms European corn borer Fall armyworm Green cloverworm Leafminers Southern armyworm Tobacco budworm	4 – 8 (0.1 – 0.2)	Apply when insects first appear and repeat at 7-day intervals (3-day interval for spinach) as needed to provide control. Maximum single application rate is 0.2 lb. ai/A (8 fl. oz/A). Do not apply more than 0.8 lb. ai/A (32 fl. oz/A) per season. For celery do not apply more than 1.0 lb. ai/A (40 fl oz/A) per season except in Hawaii do not apply more than 1.2 lb. ai/A (48 fl oz/A). For spinach do not apply more than 0.6 lb. ai/A (24 fl. oz/A) per season. For lettuce do not apply more than 0.8 lb. ai/A (32 fl. oz/A) per season except in Hawaii do not apply more than 1.2 lb. ai/A (48 fl. oz/A). Retreatment interval is 7 days except for spinach which is 3 days.
	Alfalfa looper Cabbage looper Leafhoppers	2 – 8 (0.05 – 0.2)	
<ul style="list-style-type: none"> • Apply by air or ground equipment. By air, apply in a minimum of 2 gallons of water per acre. By ground, apply in a minimum of 10 gallons of water per acre. Use sufficient water to obtain full coverage of foliage. • Do not apply within 1 day of harvest. 			
<p>* Leafy vegetables: Amaranth (leafy amaranth, Chinese spinach, tampala), Arugula (Rocket), Cardoon, Celery, Chinese celery, Celtuce, Chervil, Chrysanthemum (edible-leaved and garland), Corn salad, Garden Cress, Upland Cress (yellow rocket, winter cress), Dandelion, Dock (sorrel), Endive (escarole), Florence fennel (finocchio), Head and Leaf Lettuce, Orach, Parsley, Garden Purslane, Winter Purslane, Radicchio (red chicory), Rhubarb, Swiss chard, Spinach (including New Zealand and vine, Malabar spinach, Indian spinach).</p>			

ONIONS, BULB and GARLIC

CROP	TARGET PESTS	RATE FL OZ/A (LBS AI/A)	REMARKS
Onion, bulb Garlic	Armyworms Onion thrips	Onion 6 – 12 (0.15 – 0.3)	Begin applications when pest appear and repeat as necessary to maintain control. Use the higher label rates as onion thrips population increases and avoid rescue situations. Onion: Maximum single application rate is 0.3 lb. ai/A (12 fl. oz/A). Do not apply more than 1.0 lb. ai/A (40 fl. oz/A) per season. Retreatment interval is 7 days. Garlic: Maximum single application rate is 0.2 lb. ai/A (8 fl. oz/A). Do not apply more than 0.8 lb. ai/A (32 fl. oz/A) per season. Retreatment interval is 10 days.
	Cutworms Leafminers Onion maggots (adults) Stink bugs	Garlic 6 – 8 (0.15 – 0.2)	
<ul style="list-style-type: none"> • Apply by air or ground equipment. By air, apply in a minimum of 5 gallons of water per acre. By ground, apply in a minimum of 20 gallons of water per acre. Use sufficient water to obtain full coverage of foliage. • Do not apply within 1 day of harvest. 			

PEPPERS, BELL

CROP	TARGET PESTS	RATE FL OZ/A (LBS AI/A)	REMARKS
Peppers, bell	Cabbage looper Corn earworm Cutworms Flea beetle Pepper weevil Vegetable leafminer	4 – 8 (0.1 – 0.2)	Maximum single application rate is 0.2 lb. ai/A (8 fl. oz/A). Do not apply more than 0.8 lb. ai/A (32 fl. oz/A) per season. Retreatment interval is 5 days.
	European corn borer	8 (0.2)	
<ul style="list-style-type: none"> • Apply by air or ground equipment. By air, apply in a minimum of 2 gallons of water per acre. By ground, apply in a minimum of 10 gallons of water per acre. Use sufficient water to obtain full coverage of foliage. • Do not apply within 3 days of harvest. 			

POTATOES

CROP	TARGET PESTS	RATE FL OZ/A (LBS AI/A)	REMARKS
Potatoes	Aster leafhopper Beet armyworm Cabbage looper Colorado potato beetle Cutworms European corn borer Potato aphid Potato flea beetle Potato leafhopper Potato psyllid Potato tuberworm Tarnished plant bug	4 – 8 (0.1 – 0.2)	Maximum single application rate is 0.2 lb. ai/A (8 fl. oz/A). Do not apply more than 0.8 lb. ai/A (32 fl. oz/A) per season. Retreatment interval is 10 days.
<ul style="list-style-type: none"> • Apply by air or ground equipment. By air, apply in a minimum of 2 gallons of water per acre. By ground, apply in a minimum of 10 gallons of water per acre. Use sufficient water to obtain full coverage of foliage. • ARCTIC 3.2 EC also may be applied using refined non-volatile vegetable oil for control of listed pests. ARCTIC 3.2 EC should be diluted with oil and applied in a minimum of one quart total volume per acre using equipment calibrated to give adequate coverage. Use sufficient spray volume to obtain full coverage. • Do not apply within 14 days of harvest. 			

TOMATOES, TOMATILLOS

CROP	TARGET PESTS	RATE FL OZ/A (LBS AI/A)	REMARKS
Tomatoes Tomatillos	Beet armyworm Cabbage looper Colorado potato beetle Granulate cutworm Hornworms Southern armyworm Tomato fruitworm Tomato pinworm Vegetable leafminers	2 – 8 (0.05 – 0.2)	Maximum single application rate is 0.2 lb. ai/A (8 fl. oz/A). Do not apply more than 0.6 (24 fl.oz/A) per season except Hawaii do not apply more than 0.8 lb. ai/A (32 fl. oz/A) per season. Retreatment interval is 7 days. Do not apply to cherry tomatoes or other varieties which produce fruit less than one inch in diameter.
<ul style="list-style-type: none"> • Apply by air or ground equipment. By air, apply in a minimum of 2 gallons of water per acre. By ground, apply in a minimum of 10 gallons of water per acre. Use sufficient water to obtain full coverage of foliage. • May be applied up until harvest. 			

TREE FRUIT AND NUTS**ALMONDS**

CROP	TARGET PESTS	RATE FL OZ/A (LBS AI/A)	REMARKS
Almonds	Navel orangeworm Peach twig borer	8 – 10 (0.2 – 0.25)	Apply when insects appear and repeat at 10-day intervals to maintain control. Apply by air or ground equipment. By air, apply in a minimum of 15 gallons of water per acre. By ground, apply in 25-400 gallons of finished spray per acre.
	Ants	8 – 10 (0.2 – 0.25)	Apply by ground equipment only in a minimum of 15 gallons of water per acre. Application should follow mowing of weed growth to ensure maximum coverage of the soil surface. Overhead moisture following application will enhance activity.
<p>Maximum single application rate is 0.25 lb. ai/A (10 fl. oz/A). Do not apply more than 0.75 lb. ai/A (30 fl. oz/A) per season. Retreatment interval is 10 days. Do not graze livestock in treated areas. Do not feed cover crops from treated areas to livestock. Do not apply within 7 days of harvest.</p>			

APPLES

CROP	TARGET PESTS	RATE FL OZ/A (LBS AI/A)	REMARKS
Apples	Green fruitworm Oblique banded leafroller Plum curculio Redbanded leafroller Rosy apple aphid Spotted tentiform leafminer Tarnished plant bug White apple leafhopper	4 – 10 (0.1 – 0.25)	Maximum single application rate is 0.25 lb. ai/A (10 fl. oz/A). Do not apply more than 0.5 lb. ai/A (20 fl. oz/A) per season. Retreatment interval is 10 days. Apply when insects appear and repeat at 10-day intervals to maintain control. Do not graze livestock in treated areas. Do not feed cover crops from treated areas to livestock.
<ul style="list-style-type: none"> • Apply by ground equipment only. Apply in 25-400 gallons of finished spray per acre. • Do not apply after petal fall. 			

CHERRIES

CROP	TARGET PESTS	RATE FL OZ/A (LBS AI/A)	REMARKS
Cherries (includes Sweet Cherries and Tart Cherries)	Green fruitworm Lesser peach tree borer Plum curculio Redbanded leafroller Rose chafer Tarnished plant bug	4 – 8 (0.1 – 0.2)	Maximum single application rate is 0.2 lb. ai/A (8 fl. oz/A). Do not apply more than 0.6 lb. ai/A (24 fl. oz/A) per season. Retreatment interval is 10 days. Apply when insects first appear. East of the Rockies: Do not exceed 6 applications per season, with no more than 4 applications after petal fall. West of the Rockies: Do not apply more than 4 applications per season, with no more than 3 applications after petal fall.
<ul style="list-style-type: none"> • Apply by ground equipment only. Apply in 25-400 gallons of finished spray per acre. • Do not graze livestock in treated areas. • Do not feed cover crops from treated areas to livestock. • Do not apply within 3 days of harvest. 			

FILBERTS

CROP	TARGET PESTS	RATE FL OZ/A (LBS AI/A)	REMARKS
Filberts	Filbertworm Oblique banded leafroller	8 – 10 (0.2 – 0.25)	Do not apply more than 0.75 pounds of active ingredient per acre per season. Apply when insects appear. Do not make applications less than 10 days apart. Do not graze livestock in treated areas. Do not feed cover crops from treated areas to livestock.
<ul style="list-style-type: none"> • Apply by air or ground equipment. By air, apply in a minimum of 10 gallons of water per acre. By ground, apply in 25-400 gallons of finished spray per acre. • Do not apply within 14 days of harvest. 			

PAPAYA (Florida Only)

CROP	TARGET PESTS	RATE FL OZ/A (LBS AI/A)	REMARKS
Papaya	Aphids Brown soft scale Mealybug Papaya fruit fly Papaya webworm Papaya whitefly Scale crawlers	6 (0.15)	Maximum single application rate is 0.15 lb. ai/A (6 fl. oz/A). Do not apply more than 0.75 lb. ai/A (30 fl. oz/A) per season. Retreatment interval is 10 days. Spray to wet all foliage. Apply when insects first appear and repeat at 7-10 day intervals as needed to provide control. Do not graze livestock in treated areas. Do not feed cover crops from treated areas to livestock.
<ul style="list-style-type: none"> • Apply by ground equipment only. Apply in 25-400 gallons of finished spray per acre. • Do not apply within 7 days of harvest. 			

PEACHES and NECTARINES

CROP	TARGET PESTS	RATE FL OZ/A (LBS AI/A)	REMARKS
Peaches Nectarines	Green fruitworm Lesser peach tree borer Oriental fruit moth Peach twig borer Plum curculio Rose chafer Tarnished plant bug	4 – 10 (0.1 – 0.25)	Maximum single application rate is 0.25 lb. ai/A (10 fl. oz/A). Do not apply more than 0.75 lb. ai/A (30 fl. oz/A) per season. Retreatment interval is 10 days. Spray to wet all foliage. Do not graze livestock in treated areas. Do not feed cover crops from treated areas to livestock.
<ul style="list-style-type: none"> • Apply by air or ground equipment. By air, apply in a minimum of 10 gallons of water per acre. By ground, apply in 25-400 gallons of finished spray per acre. • Do not apply within 14 days of harvest. 			

PISTACHIOS

CROP	TARGET PESTS	RATE FL OZ/A (LBS AI/A)	REMARKS
Pistachios	Leaftooted bugs Naval orangeworm Peach twig borer Plant bugs Stink bugs	8 – 12 (0.2 – 0.3)	Use sufficient water to obtain full coverage of foliage.
	Ants	12 (0.3)	Application should follow mowing of weed growth to ensure maximum coverage of the soil surface. Overhead moisture following application will enhance activity.
<p>Maximum single application rate is 0.3 lb. ai/A (12 fl. oz/A). Do not apply more than 0.9 lb. ai/A (36 fl. oz/A) per season. Retreatment interval is 10 days.</p> <ul style="list-style-type: none"> • Apply by air or ground equipment. By air, apply in a minimum of 10 gallons of water per acre. By ground, apply in 25-400 gallons of finished spray per acre. • Do not apply after 10 percent hull split. • Do not graze livestock in treated areas. • Do not feed cover crops from treated areas to livestock. • May be applied up until harvest. 			

PEARS

CROP	TARGET PESTS	RATE FL OZ/A (LBS AI/A)	REMARKS
Pears (Dormant through Delayed Dormant)	Pear psylla	10 (0.25)	May be combined with 2 to 8 gallons of spray oil per acre. Apply during the dormant through delayed dormant growth periods only.
Pears (Pre-Bloom)	Codling moth Green fruitworm Pear psylla	10 (0.25)	Pre-bloom sprays can be applied from dormant through bud burst stages.
<p>Maximum single application rate is 0.25 lb. ai/A (10 fl. oz/A). Do not apply more than 0.65 lb. ai/A (26 fl. oz/A) per season. Retreatment interval is 10 days.</p> <ul style="list-style-type: none"> • Apply by air or ground equipment. By air, apply in a minimum of 10 gallons of water per acre. By ground, apply in 25-400 gallons of finished spray per acre. Use sufficient water to obtain uniform coverage. • Do not graze livestock in treated areas. • Do not feed cover crops from treated areas to livestock. 			

WALNUTS

CROP	TARGET PESTS	RATE FL OZ/A (LBS AI/A)	REMARKS
Walnuts	Codling moth Navel orangeworm Walnut husk fly	10 (0.25)	Apply when insects appear. Do not graze livestock in treated areas. Do not feed cover crops from treated areas to livestock. Maximum single application rate is 0.25 lb. ai/A (10 fl. oz/A). Do not apply more than 0.75 lb. ai/A (30 fl. oz/A) per season. Retreatment interval is 10 days.
<ul style="list-style-type: none"> • Apply by air or ground equipment. By air, apply in a minimum of 10 gallons of water per acre. By ground, apply in 25-400 gallons of finished spray per acre. Use sufficient water to obtain uniform coverage. • Do not apply within 1 day of harvest. 			

OTHER CROPS

ALFALFA

CROP	TARGET PESTS	RATE FL OZ/A (LBS AI/A)	REMARKS
Alfalfa: lucerne, sainfoin, holy clover, esparcet, birdsfoot trefoil and varieties and/or hybrids of these. Alfalfa grown for seed	Alfalfa caterpillar Armyworms Blue alfalfa aphid Cutworms Green cloverworm Green peach aphid Loopers Pea aphid Spotted alfalfa aphid Velvetbean caterpillar Webworms	2 – 8 (0.05 – 0.2)	Maximum single application rate is 0.2 lb. ai/A (8 fl. oz/A). Do not apply more than 0.2 lb. ai/A (8 fl. oz/A) per cutting. Retreatment interval is 30 days. Use higher recommended dosage for increased pest pressure or for increased residual pest control. Avoid application when bees are actively foraging by applying during the early morning or during the evening hours.
	Alfalfa weevil Cucumber beetle Egyptian alfalfa weevil Meadow spittlebug Plant bugs (including <i>Lygus</i> spp.) Potato leafhopper Stink bugs	4 – 8 (0.1 – 0.2)	
<ul style="list-style-type: none"> • Apply only to fields planted to pure stands of alfalfa. • Apply by air or ground equipment. By air, apply in a minimum of 2 gallons of water per acre. By ground, apply in a minimum of 10 gallons of water per acre. Use higher gallonage, 5-10 gallons by air or 20 by ground, of finished spray per acre when foliage is dense and/or when pest populations are high. • May be applied up until harvest when rates of 0.1 pound per active per acre or less are used. When rates greater than 0.1 pound active per acre are used, do not apply within 14 days of harvest. 			

CORN (FIELD), FIELD CORN GROWN FOR SEED, POPCORN

CROP	TARGET PESTS	RATE FL OZ/A (LBS AI/A)	REMARKS
Field Corn, Field corn grown for seed, Popcorn (Pre-emergent Use)	Armyworm Cutworm Stalk borers	4 – 6 (0.1 – 0.15) as a broadcast spray OR 0.3 – 0.6 oz per 1000 linear feet row (based on a 4" band and 40" row spacing)	May be applied as a preplant incorporated, pre-emergence, or at planting time application. Apply in the time period from 5 days prior to planting up to emergence of the crop. Apply as a broadcast spray by ground or air or 4-15 inch band using sufficient spray volume to achieve adequate coverage. Linear row calculations should be used proportional to the standard Band Width/Row Width formula to adjust rates for different band widths or row spacings. Use higher rates of ARCTIC 3.2 EC when incorporating into the soil without exceeding the recommended dosage. When using tank mixes, observe all restrictions and precautions which appear on the labels of these products. Provide constant agitation during mixing and application to keep the mixture in solution.
Field Corn, Field Corn Grown for Seed, Popcorn (Foliar Use)	Armyworm (including Fall Armyworm) Corn borer European, Southwestern Corn earworm Corn rootworm beetles Cutworm Flea beetle Hop vine borer Stalk borers Webworms	4 – 6 (0.1 – 0.15)	Do not apply more than 0.6 pound of active ingredient per acre per season. Do not make treatments less than 6 days apart. When treating for stalk borers, ARCTIC 3.2 EC must be applied when or shortly before the stalk borer larvae are moving into the corn from surrounding weeds and grasses. Mowing or burndown herbicide is suggested to initiate movement. For control of corn earworm, apply just before silking and continue as necessary to maintain control.
	Western bean cutworm	2 – 4 (0.05 – 0.1)	<ul style="list-style-type: none"> • Apply by air or ground equipment. By air, apply in a minimum of 2 gallons of water per acre. By ground, apply in a minimum of 10 gallons of water per acre. Use sufficient water to obtain full coverage of foliage. • Do not apply within 30 days of harvest of grain or fodder (stover). • Forage may be harvested on the day of application. <p>Maximum single application rate is 0.15 lb. ai/A (6 fl. oz/A). Do not apply more than 0.45 lb. ai/A (18 fl. oz/A) per cutting. Retreatment interval is 7 days.</p>

CORN (FIELD), FIELD CORN GROWN FOR SEED, POPCORN

CROP	TARGET PESTS	RATE FL OZ/A (LBS AI/A)	REMARKS
Field Corn, Field corn grown for seed, Popcorn (At Plant Use)	Armyworm Cutworm Seed corn maggot* Wireworm*	0.3 oz per 1000 linear feet of row	Apply as an in furrow, band or T-band treatment using a minimum 4" band. Use table below to determine the ARCTIC 3.2 EC needs for each acre. * Not for use in California
Row Spacings (inches)		40	30 20
ARCTIC 3.2 EC (ounces per acre)		4.0	6.0 6.0
ARCTIC 3.2 EC (pounds ai per acre)		0.10	0.15 0.15

MUSHROOMS (Mushroom Houses and Adjacent Premise Areas)

CROP	TARGET PESTS	RATE OZ (LBS AI)	REMARKS
Mushrooms (Mushroom houses and adjacent premise areas)	Mushroom flies (Sciarid and Phorid adults)	2 – 2.5 (0.05 – 0.0625)	Preparation of the building prior to fogging: (1) Close all doors, windows, and ventilators, (2) Lock or barricade all entrances, turn off pilot lights, post warning signs, and take precautions to prevent persons and animals from entering the area. Use prior to filling the house, during cool-down, during spawning, up to pinning, and between breaks. Do not use when mushrooms are present. Treat once daily as needed when flies appear. Do not make more than 20 applications prior to pinning of first break; apply no more than two applications between each break. Do not apply more than 30 applications total per crop of 5 breaks. Length of exposure time should be limited to 1 hour; then ventilate the house. Use fans to ventilate in houses that do not have forced air circulation. Wear a respirator with either an organic vapor-removing cartridge with a pre-filter approved for pesticides (MSHA/NIOSH approval number prefix TC-23C), or a canister approved for pesticides (MSHA/NIOSH approval number prefix TC-14G).
<ul style="list-style-type: none"> • Apply in 30 ounces of water or suitable diluent. Use 1 quart of solution per standard double house (35,000 cu. ft.: 8000 sq. ft.). • Apply as a fogging or aerosol treatment. • Do not apply within 3 days of harvest. 			

RANGE GRASS (New Mexico Only)

CROP	TARGET PESTS	RATE FL OZ/A (LBS AI/A)	REMARKS
Range Grass (New Mexico only)	Range caterpillar	0.4 (0.1)	Apply when insects first appear. Do not apply more than once per year. Cattle may be present during application.
<ul style="list-style-type: none"> • Apply by air or ground equipment. By air, apply in a minimum of 2 gallons of water per acre. By ground, apply in a minimum of 10 gallons of finished spray per acre. Use sufficient volume to obtain uniform coverage. • Do not harvest or feed hay to livestock. 			

SOYBEANS

CROP	TARGET PESTS	RATE FL OZ/A (LBS AI/A)	REMARKS
Soybeans	Bean leaf beetle Cabbage looper Corn rootworm beetle Cutworms Flea beetle Green cloverworm Japanese beetle Mexican bean beetle Potato leafhopper Saltmarsh caterpillar (Woollybear caterpillar) Thistle caterpillar Velvetbean caterpillar	2 – 4 (0.05 – 0.1)	Maximum single application rate is 0.2 lb. ai/A (8 fl. oz/A). Do not apply more than 0.4 lb. ai/A (16 fl. oz/A) per cutting. Retreatment interval is 10 days. Do not graze treated areas or feed soybean forage or hay.
	Beet armyworm Corn earworm Soybean looper Webworms	4 – 8 (0.1 – 0.2)	
<ul style="list-style-type: none"> • Apply by air or ground equipment. By air, apply in a minimum of 2 gallons of water per acre. By ground, apply in a minimum of 10 gallons of water per acre. • ARCTIC 3.2 EC may also be applied using refined non-volatile vegetable oil for control of listed pests. ARCTIC 3.2 EC should be diluted with oil and applied in a minimum of 1 quart total volume per acre using equipment calibrated to give adequate coverage. When applying in water by aircraft, 1 quart of oil may be substituted for 1 quart of water per gallon of finished spray. • Do not apply within 60 days of harvest. 			

ORNAMENTALS

CHRYSANTHEMUMS

CROP	TARGET PESTS	RATE OZ (LBS AI)	REMARKS
Chrysanthemums	Liriomyza leafminer flies	20 (0.5) per 100 gallons of water (1 teaspoon per gallon)	Avoid spraying the blooms. May be applied on a weekly schedule.
<ul style="list-style-type: none"> • Caution: ARCTIC 3.2 EC has demonstrated excellent plant safety; however, not all cultivars have been tested. Before treating large numbers of plants of a particular cultivar, treat a few plants and observe prior to full-scale application. 			

CONIFERS (Container and Field Grown)

CROP	TARGET PESTS	RATE FL OZ/A (LBS AI/A)	REMARKS
Conifers (container and field grown)	Nantucket pine tip moth	4 – 8 (0.1 – 0.2)	Begin application when the adults appear and repeat at 5 to 7 day intervals or as needed throughout the season.
<ul style="list-style-type: none"> • ARCTIC 3.2 EC may be diluted in a non-volatile vegetable oil or water in a minimum of 1 gallon of finished spray per acre using equipment calibrated to give adequate coverage. 			

ORNAMENTAL NURSERY STOCK (Field Grown)

CROP	TARGET PESTS	RATE OZ (LBS AI)	REMARKS
Ornamental nursery stock (field grown)	Bagworm Beet armyworm Cabbage looper Citrus thrips Lace bug Leafhoppers Leafminers Whiteflies	4 – 8 (0.1 – 0.2) per 100 gallons of water	ARCTIC 3.2 EC may be used to control specified pests on non-edible ornamentals and non-bearing plants of fruiting species.
<ul style="list-style-type: none"> • Caution: Marginal leaf burn may occur on Salvia, Dieffenbachia and Pteris Fern. Application to blooming plants may cause browning of petals. • ARCTIC 3.2 EC has demonstrated excellent plant safety; however, not all species and cultivars have been tested. Before treating large numbers of plants of a particular variety, treat a few plants and observe prior to full-scale application. 			

PINE SEED ORCHARDS

CROP	TARGET PESTS	RATE OZ	REMARKS
Pine seed orchards	Coneworms Seed bugs	8 in 100 gallons of water (0.025% dilution by weight)	For high volume sprayers, apply 5 to 10 gallons of finished spray per tree.
		42 in 100 gallons of water (0.125% dilution by weight)	For low volume sprayers, apply 100 gallons per tree.
		30 per acre	For aerial application, use in not less than 10 gallons of water.
<p>To control webbing coneworm – make first application within 1 week of female flower closure or peak pollen flight. To control other coneworms and seed bugs – make first application within 30 days following female flower closure. Repeat applications at 4 week intervals, but do not apply more than 6 applications.</p>			
<ul style="list-style-type: none"> • Harvesting of conifer seed is prohibited within 30 days of application. • Do not graze livestock in treated areas. • Do not feed cover crops from treated areas to livestock. 			

ROSES (Field Grown)

CROP	TARGET PESTS	RATE FL OZ/A (LBS AI/A)	REMARKS
Roses (field grown)	Heliothis spp.	4 – 8 (0.1 – 0.2)	
<ul style="list-style-type: none"> • Apply by air or ground equipment. By air, apply in a minimum of 2 gallons of water per acre. By ground, apply in a minimum of 10 gallons of finished spray per acre. 			

ROSES (Greenhouse)

CROP	TARGET PESTS	RATE OZ (LBS AI)	REMARKS
Roses (greenhouse)	Beet armyworm Cabbage looper Omnivorous leafroller	8 (0.2) per 100 gallons of water	Use a pump spray or power spray. ULV and/or mist or fogging equipment is permitted.
<ul style="list-style-type: none"> • ARCTIC 3.2 EC is not phytotoxic to the following varieties of greenhouse roses: Ballena, Bettina, Cara Mia, Coquette, Excitement, Forever Yours, G. Wave, Jack Frost, Jr. Bridesmaid, Matador, Paul's Pink, Samantha, Seventeen, Sonia, Town Crier, Tropicana and Visa. Other varieties may vary in their sensitivity to ARCTIC 3.2 EC, and a small number of plants should be treated under local conditions to determine plant safety prior to commercial use. 			

OTHER USES

PREMISES SPRAY (For Agricultural Use Only)

SITE	TARGET PESTS	RATE OZ	REMARKS
For Application In: Dairies, Barns, Feedlots, Stables, Poultry houses, Swine and Livestock houses	House flies, Stable flies and other manure breeding flies Also aids in the reduction of Cockroaches, Mosquitoes and Spiders	4 to 12.5 gallons of water Sprayer: apply 1 gallon per 750 sq. ft. of space	Spray directly to walls and ceiling as residual surface treatment only. Re-treat as necessary, but not more often than once every 2 weeks. Do not treat manure or litter.
<ul style="list-style-type: none"> • The use of any residual fly spray should be supplemental with proper manure management and general sanitation to reduce or eliminate fly breeding sites. • Do not apply directly to livestock or poultry. • Avoid contamination of feed and water. 			

TREATMENT OF PRECONSTRUCTION LUMBER AND LOGS

General Information

ARCTIC 3.2 EC should be diluted with water. To prepare the spray, dilute ARCTIC 3.2 EC as shown in the following spray dilution chart:

GALLONS OF SPRAY MIXTURE DESIRED	GALLONS OF ARCTIC 3.2 EC FOR 0.5% SOLUTION	GALLONS OF ARCTIC 3.2 EC FOR 0.75% SOLUTION	GALLONS OF ARCTIC 3.2 EC FOR 1.0% SOLUTION
40	1/2	3/4	1
80	1	1 1/2	2
200	2 1/2	3 3/4	5
400	5	7 1/2	10
800	10	15	20

Directions for Application

To protect unseasoned lumber and logs from wood destroying insects, such as Termites, Carpenter Ants and Beetles (Ambrosia, Powder-post, Old house borers and others), totally treat wood with a 0.5% to 1.0% solution of ARCTIC 3.2 EC. This solution can be applied by various methods including spraying, brushing, dipping, and pressure treatment. Frequent monitoring of dip and pressure systems are necessary to insure that the desired level of ARCTIC 3.2 EC is maintained. Wood can be handled after treatment when dry.

1. For dip treatments, the wood should be totally submersed in the solution until thoroughly wet and then allowed to dry in a suitable location. Dipping solutions to which ARCTIC 3.2 EC has been added should be agitated before use if left unused for long periods of time. Sediment, debris and other deposits should be periodically cleaned from the tank.
2. For pressure treatments the wood should be placed in the treatment chamber, the ARCTIC 3.2 EC solution added and the system pressurized up to 250 psi for up to one hour depending on the density and type of wood treated. After the pressure is released and the system drained, the wood should be placed in a suitable location for drying.
3. For spray treatments, the wood should be sprayed thoroughly including back and ends.
4. For brush treatments, all parts of wood surfaces should be thoroughly treated.

STORAGE AND DISPOSAL

PESTICIDE STORAGE

Store at temperatures above 40°F (5°C).

If feasible, shake container well before using. If crystals form, warm to room temperature by placing container in a room at ambient temperature 70°F (21°C) until crystals dissolve.

Do not use or store near heat, open flame or hot surfaces.

Keep out of reach of children and animals.

Store in a dry place and avoid excess heat in storage. Store in original containers only.

Carefully open containers. After partial use, replace lids and close tightly. Do not put concentrate or dilute material into food or drink containers. Do not contaminate other pesticides, fertilizers, water, food, or feed by storage or disposal.

In case of spill, avoid contact, isolate area and keep out animals and unprotected persons. To confine spill, dike surrounding area or absorb with sand, cat litter, commercial clay or gel absorbents. If dry material, cover to prevent dispersal. Place damaged package in a holding container. Identify contents.

PESTICIDE DISPOSAL

Pesticide wastes are toxic. Improper disposal of excess pesticide, spray mixture, or rinsate is a violation of Federal Law. If these wastes cannot be disposed of by use according to label instructions, contact your State Pesticide or Environmental Control Agency, or the Hazardous Waste representative at the nearest EPA Regional Office for guidance.

CONTAINER DISPOSAL: Use label language appropriate for container size and type.

Nonrefillable containers. Do not reuse or refill this container. Offer for recycling, if available. Clean container promptly after emptying.

Nonrefillable container equal to or less than 5 gallons. Triple rinse as follows: Empty the remaining contents into application equipment or a mix tank and drain for 10 seconds after the flow begins to drip. Fill the container 1/4 full with water and recap. Shake for 10 seconds. Pour rinsate into application equipment or a mix tank or store rinsate for later use or disposal. Drain for 10 seconds after the flow begins to drip. Repeat this procedure two more times.

Nonrefillable container greater than 5 gallons. Triple rinse as follows: Empty the remaining contents into application equipment or a mix tank. Fill the container 1/4 full with water. Replace and tighten closures. Tip container on its side and roll it back and forth, ensuring at least one complete revolution, for 30 seconds. Stand the container on its end and tip it back and forth several times. Turn the container over onto its other end and tip it back and forth several times. Empty the rinsate into application equipment or a mix tank or store rinsate for later use of disposal. Repeat this procedure two more times.

Refillable container. Refill this container with pesticide only. Do not reuse this container for any other purpose. Cleaning the container before final disposal is the responsibility of the person disposing of the container. Cleaning before refilling is the responsibility of the refiller. To clean the container before final disposal, empty the remaining contents from this container into application equipment or mix tank. Fill the container about 10 percent full with water. Agitate vigorously or recirculate water with the pump for 2 minutes. Pour or pump rinsate into application equipment or rinsate collection system. Repeat this rinsing procedure two more times.

FOR CHEMICAL EMERGENCY: Spill, leak, fire, exposure, or accident, call CHEMTREC 1-800-424-9300

ATTENTION
Dealers Must Sell in Original Packages Only.

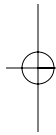
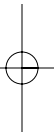
WARRANTY DISCLAIMER

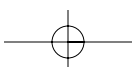
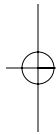
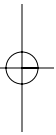
The directions for use of this product must be followed carefully. TO THE EXTENT CONSISTENT WITH APPLICABLE LAW, (1) THE GOODS DELIVERED TO YOU ARE FURNISHED "AS IS" BY MANUFACTURER OR SELLER AND (2) MANUFACTURER AND SELLER MAKE NO WARRANTIES, GUARANTEES, OR REPRESENTATIONS OF ANY KIND TO BUYER OR USER, EITHER EXPRESS OR IMPLIED, OR BY USAGE OF TRADE, STATUTORY OR OTHERWISE, WITH REGARD TO THE PRODUCT SOLD, INCLUDING, BUT NOT LIMITED TO MERCHANTABILITY, FITNESS FOR A PARTICULAR PURPOSE, USE, OR ELIGIBILITY OF THE PRODUCT FOR ANY PARTICULAR TRADE USAGE. UNINTENDED CONSEQUENCES, INCLUDING BUT NOT LIMITED TO INEFFECTIVENESS, MAY RESULT BECAUSE OF SUCH FACTORS AS THE PRESENCE OR ABSENCE OF OTHER MATERIALS USED IN COMBINATION WITH THE GOODS, OR THE MANNER OF USE OR APPLICATION, INCLUDING WEATHER, ALL OF WHICH ARE BEYOND THE CONTROL OF MANUFACTURER OR SELLER AND ASSUMED BY BUYER OR USER. THIS WRITING CONTAINS ALL OF THE REPRESENTATIONS AND AGREEMENTS BETWEEN BUYER, MANUFACTURER AND SELLER, AND NO PERSON OR AGENT OF MANUFACTURER OR SELLER HAS ANY AUTHORITY TO MAKE ANY REPRESENTATION OR WARRANTY OR AGREEMENT RELATING IN ANY WAY TO THESE GOODS.

LIMITATION OF LIABILITY

TO THE EXTENT CONSISTENT WITH APPLICABLE LAW, IN NO EVENT SHALL MANUFACTURER OR SELLER BE LIABLE FOR SPECIAL, INCIDENTAL, OR CONSEQUENTIAL DAMAGES, OR FOR DAMAGES IN THEIR NATURE OF PENALTIES RELATING TO THE GOODS SOLD, INCLUDING USE, APPLICATION, HANDLING, AND DISPOSAL. MANUFACTURER OR SELLER SHALL NOT BE LIABLE TO BUYER OR USER BY WAY OF INDEMNIFICATION TO BUYER OR TO CUSTOMERS OF BUYER, IF ANY, OR FOR ANY DAMAGES OR SUMS OF MONEY, CLAIMS OR DEMANDS WHATSOEVER, RESULTING FROM OR BY REASON OF, OR ARISING OUT OF THE MISUSE, OR FAILURE TO FOLLOW LABEL WARNINGS OR INSTRUCTIONS FOR USE, OF THE GOODS SOLD BY MANUFACTURER OR SELLER TO BUYER. ALL SUCH RISKS SHALL BE ASSUMED BY THE BUYER, USER, OR ITS CUSTOMERS. TO THE EXTENT CONSISTENT WITH APPLICABLE LAW, BUYER'S OR USER'S EXCLUSIVE REMEDY, AND MANUFACTURER'S OR SELLER'S TOTAL LIABILITY SHALL BE FOR DAMAGES NOT EXCEEDING THE COST OF THE PRODUCT.

If you do not agree with or do not accept any of directions for use, the warranty disclaimers, or limitations on liability, do not use the product, and return it unopened to the Seller, and the purchase price will be refunded.





PULL HERE TO OPEN ▲

RESTRICTED USE PESTICIDE
Due to Toxicity to Fish and Aquatic Organisms
 For retail sale to and use only by Certified Applicators, or persons under their direct supervision,
 and only for those uses covered by the Certified Applicator's certification.



ARCTIC[®] 3.2 EC

Insecticide

Active Ingredient:	
Permethrin*	36.8%
Other Ingredients:**	63.2%
TOTAL	100.0%

* *cis/trans* ratio: Max. 58% (±) *cis* and min. 42% (±) *trans*
 **Contains petroleum distillates.
 Contains 3.2 pounds permethrin per gallon as an emulsifiable concentrate.

KEEP OUT OF REACH OF CHILDREN CAUTION

SEE BOOKLET FOR ADDITIONAL PRECAUTIONARY STATEMENTS AND USE DIRECTIONS

EPA Reg. No. 1381-187

EPA Est. No. 61842-CA-001

FOR CHEMICAL EMERGENCY: Spill, leak, fire, exposure, or accident, call CHEMTREC 1-800-424-9300

Distributed by:
Winfield Solutions, LLC
 P.O. Box 64589, St. Paul, MN 55164-0589

0/0105/9

NET CONTENTS
 1 GALLON (3.785 L)

